



Customer Service  
PO Box 11813  
Harrisburg, PA 17108-1813

## ACCOUNT STATEMENT

For the Month Ending  
**April 30, 2024**

### SAN BERNARDINO COUNTY

#### Client Management Team

##### **Kenneth Schiebel, CFA**

Managing Director  
213 Market Street  
Harrisburg, PA 17101-2141  
717-232-2723  
schiebelk@pfmam.com

##### **Danny A. Nelson**

Director  
800 Nicollet Mall, 4th Floor  
Minneapolis, MN 55402  
612-371-3747  
nelsond@pfmam.com

#### Contents

Cover/Disclosures  
Summary Statement  
Individual Accounts

#### Accounts included in Statement

76990800      SAN BERNARDINO COUNTY

SAN BERNARDINO COUNTY  
CARY RANGLES  
1800 N. VALLEY MILLS DRIVE  
1ST FLOOR  
WACO, TX 76710-2557

**Online Access**    <https://www.pfmam.com>      **Customer Service**    1-717-232-2723

**Important Disclosures**

**Important Disclosures**

This statement is for general information purposes only and is not intended to provide specific advice or recommendations. PFM Asset Management LLC ("PFMAM") is an investment adviser registered with the U.S. Securities and Exchange Commission and a subsidiary of U.S. Bancorp Asset Management, Inc. ("USBAM"). USBAM is a subsidiary of U.S. Bank National Association ("U.S. Bank"). U.S. Bank is a separate entity and subsidiary of U.S. Bancorp. U.S. Bank is not responsible for and does not guarantee the products, services or performance of PFMAM. PFMAM maintains a written disclosure statement of our background and business experience. If you would like to receive a copy of our current disclosure statement, please contact Service Operations at the address below.

**Proxy Voting** PFMAM does not normally receive proxies to vote on behalf of its clients. However, it does on occasion receive consent requests. In the event a consent request is received the portfolio manager contacts the client and then proceeds according to their instructions. PFMAM's Proxy Voting Policy is available upon request by contacting Service Operations at the address below.

**Questions About an Account** PFMAM's monthly statement is intended to detail our investment advisory activity as well as the activity of any accounts held by clients in pools that are managed by PFMAM. The custodian bank maintains the control of assets and executes (i.e., settles) all investment transactions. The custodian statement is the official record of security and cash holdings and transactions. PFMAM recognizes that clients may use these reports to facilitate record keeping and that the custodian bank statement and the PFMAM statement should be reconciled and differences resolved. Many custodians use a settlement date basis which may result in the need to reconcile due to a timing difference.

**Account Control** PFMAM does not have the authority to withdraw funds from or deposit funds to the custodian outside the scope of services provided by PFMAM. Our clients retain responsibility for their internal accounting policies; implementing and enforcing internal controls and generating ledger entries or otherwise recording transactions.

**Market Value** Generally, PFMAM's market prices are derived from closing bid prices as of the last business day of the month as supplied by Refinitiv or Bloomberg. For certain short-term investments or where prices are not available from generally recognized sources the securities are priced using a yield-based matrix system to arrive at an estimated market value. Prices that fall between data points are interpolated. Non-negotiable FDIC-insured bank certificates of deposit are priced at par. Although PFMAM believes the prices to be reliable, the values of the securities may not represent the prices at which the securities could have been bought or sold. Explanation of the valuation methods for a registered investment company or local government investment program is contained in the appropriate fund offering documentation or information statement.

**Amortized Cost** The original cost of the principal of the security is adjusted for the amount of the periodic reduction of any discount or premium from the purchase date until the date of the report. Discount or premium with respect to short term securities (those with less than one year to maturity at time of issuance) is amortized on a straightline basis. Such discount or premium with respect to longer term securities is amortized using the constant yield basis.

**Tax Reporting** Cost data and realized gains / losses are provided for informational purposes only. Please review for accuracy and consult your tax advisor to determine the tax consequences of your security transactions. PFMAM does not report such information to the IRS or other taxing authorities and is not responsible for the accuracy of such information that may be required to be reported to federal, state or other taxing authorities.

**Financial Situation** In order to better serve you, PFMAM should be promptly notified of any material change in your investment objective or financial situation.

**Callable Securities** Securities subject to redemption prior to maturity may be redeemed in whole or in part before maturity, which could affect the yield represented.

**Portfolio** The securities in this portfolio, including shares of mutual funds, are not guaranteed or otherwise protected by PFMAM, the FDIC (except for certain non-negotiable certificates of deposit) or any government agency. Investment in securities involves risks, including the possible loss of the amount invested. Actual settlement values, accrued interest, and amortized cost amounts may vary for securities subject to an adjustable interest rate or subject to principal paydowns. Any changes to the values shown may be reflected within the next monthly statement's beginning values.

**Rating** Information provided for ratings is based upon a good faith inquiry of selected sources, but its accuracy and completeness cannot be guaranteed.

Shares of some local government investment programs and TERM funds are marketed through representatives of PFMAM's affiliate, PFM Fund Distributors, Inc. which is registered with the SEC as a broker/dealer and is a member of the Financial Industry Regulatory Authority ("FINRA") and the Municipal Securities Rulemaking Board ("MSRB"). You may reach the FINRA by calling the FINRA Hotline at 1-800-289-9999 or at the FINRA website address <https://www.finra.org/investors/investor-contacts>. A brochure describing the FINRA Regulation Public Disclosure Program is also available from FINRA upon request.

**Key Terms and Definitions**

**Dividends** on local government investment program funds consist of interest earned, plus any discount ratably amortized to the date of maturity, plus all realized gains and losses on the sale of securities prior to maturity, less ratably amortization of any premium and all accrued expenses to the fund. Dividends are accrued daily and may be paid either monthly or quarterly. The monthly earnings on this statement represent the estimated dividend accrued for the month for any program that distributes earnings on a quarterly basis. There is no guarantee that the estimated amount will be paid on the actual distribution date.

**Current Yield** is the net change, exclusive of capital changes and income other than investment income, in the value of a hypothetical fund account with a balance of one share over the seven-day base period including the statement date, expressed as a percentage of the value of one share (normally \$1.00 per share) at the beginning of the seven-day period. This resulting net change in account value is then annualized by multiplying it by

365 and dividing the result by 7. The yields quoted should not be considered a representation of the yield of the fund in the future, since the yield is not fixed. **Average maturity** represents the average maturity of all securities and investments of a portfolio, determined by multiplying the par or principal value of each security or investment by its maturity (days or years), summing the products, and dividing the sum by the total principal value of the portfolio. The stated maturity date of mortgage backed or callable securities are used in this statement. However the actual maturity of these securities could vary depending on the level or prepayments on the underlying mortgages or whether a callable security has or is still able to be called.

**Monthly distribution yield** represents the net change in the value of one share (normally \$1.00 per share) resulting from all dividends declared during the month by a fund expressed as a percentage of the value of one share at the beginning of the month. This resulting net change is then annualized by multiplying it by 365 and dividing it by the number of calendar days in the month.

**YTM at Cost** The yield to maturity at cost is the expected rate of return, based on the original cost, the annual interest receipts, maturity value and the time period from purchase date to maturity, stated as a percentage, on an annualized basis.

**YTM at Market** The yield to maturity at market is the rate of return, based on the current market value, the annual interest receipts, maturity value and the time period remaining until maturity, stated as a percentage, on an annualized basis.

**Managed Account** A portfolio of investments managed discretely by PFMAM according to the client's specific investment policy and requirements. The investments are directly owned by the client and held by the client's custodian.

**Unsettled Trade** A trade which has been executed however the final consummation of the security transaction and payment has not yet taken place.

Please review the detail pages of this statement carefully. If you think your statement is wrong, missing account information, or if you need more information about a transaction, please contact PFMAM within 60 days of receipt. If you have other concerns or questions regarding your account, or to request an updated copy of PFMAM's current disclosure statement, please contact a member of your client management team at PFMAM Service Operations at the address below.

PFM Asset Management LLC  
Attn: Service Operations  
213 Market Street  
Harrisburg, PA 17101

**NOT FDIC INSURED      NO BANK GUARANTEE      MAY LOSE VALUE**

**Consolidated Summary Statement**

For the Month Ending **April 30, 2024**

SAN BERNARDINO COUNTY

<b>Portfolio Summary</b>		
<b>Portfolio Holdings</b>	<b>Cash Dividends and Income</b>	<b>Closing Market Value</b>
PFMAM Managed Account	30,937,592.30	15,537,215,643.52
Cash Balance	0.00	82,261,709.02
<b>Total</b>	<b>\$30,937,592.30</b>	<b>\$15,619,477,352.54</b>

<b>Investment Allocation</b>		
<b>Investment Type</b>	<b>Closing Market Value</b>	<b>Percent</b>
Asset-Backed Security	1,104,423,899.37	7.07
Federal Agency Bond / Note	2,681,875,225.46	17.17
Corporate Note	685,634,169.00	4.39
Bank Note	29,983,490.00	0.19
Certificate of Deposit	199,850,635.30	1.28
Federal Agency Commercial Mortgage-Backed Se	2,612,023,286.43	16.72
Commercial Paper	1,619,297,690.47	10.37
Federally Insured Cash Account	22,169.05	0.00
Joint Powers Authority	617,000,000.00	3.95
Money Market Mutual Fund	273,000,000.00	1.75
Federal Agency Mortgage-Backed Security	1,138,838,409.64	7.29
Corporate Note	68,911,635.00	0.44
Repurchase Agreement	99,999,533.80	0.64
Supra-National Agency Bond / Note	114,082,555.00	0.73
Supra-National Discount Note	99,984,800.00	0.64
U.S. Treasury Bill	347,565,455.00	2.23
U.S. Treasury Bond / Note	3,844,722,690.00	24.61
Cash Balance	82,261,709.02	0.53
<b>Total</b>	<b>\$15,619,477,352.54</b>	<b>100.00%</b>

**Consolidated Summary Statement**

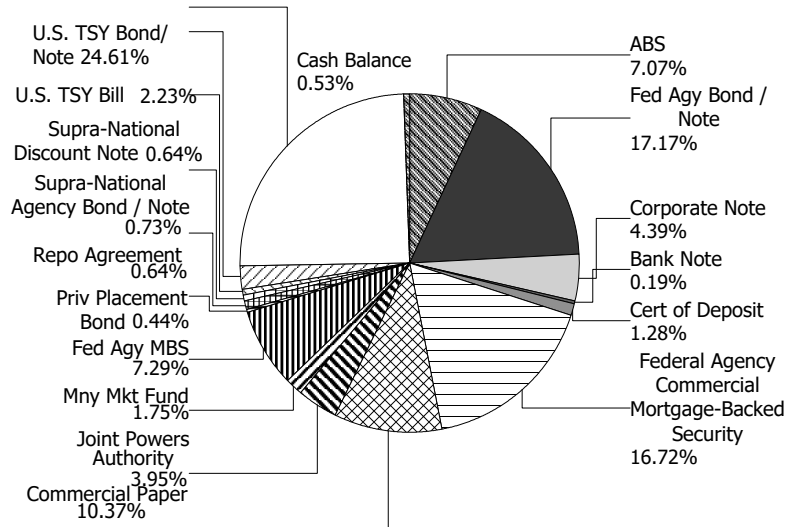
For the Month Ending **April 30, 2024**

**SAN BERNARDINO COUNTY**

**Maturity Distribution (Fixed Income Holdings)**

**Sector Allocation**

<b>Portfolio Holdings</b>	<b>Closing Market Value</b>	<b>Percent</b>
Under 30 days	2,217,998,042.99	14.21
31 to 60 days	473,013,810.00	3.03
61 to 90 days	873,552,080.62	5.59
91 to 180 days	1,802,543,645.34	11.54
181 days to 1 year	1,642,334,916.47	10.51
1 to 2 years	2,349,721,922.98	15.04
2 to 3 years	2,029,017,685.52	12.99
3 to 4 years	1,421,209,833.85	9.10
4 to 5 years	1,683,957,035.23	10.78
Over 5 years	1,126,128,379.54	7.21
<b>Total</b>	<b>\$15,619,477,352.54</b>	<b>100.00%</b>
<b>Weighted Average Days to Maturity</b>	<b>684</b>	



**Managed Account Summary Statement**

For the Month Ending **April 30, 2024**

SAN BERNARDINO COUNTY - 76990800

**Transaction Summary - Managed Account**

<b>Opening Market Value</b>	<b>\$14,361,556,430.74</b>
Maturities/Calls	(1,568,877,633.03)
Principal Dispositions	(1,485,000,000.00)
Principal Acquisitions	4,291,820,303.42
Unsettled Trades	0.00
Change in Current Value	(62,283,457.61)
<b>Closing Market Value</b>	<b>\$15,537,215,643.52</b>

**Cash Transactions Summary - Managed Account**

Maturities/Calls	1,541,251,722.22
Sale Proceeds	1,485,000,000.00
Coupon/Interest/Dividend Income	26,204,014.10
Principal Payments	28,877,633.03
Security Purchases	(4,323,256,523.09)
Net Cash Contribution	1,241,923,153.74
Reconciling Transactions	0.00

**Earnings Reconciliation (Cash Basis) - Managed Account**

Interest/Dividends/Coupons Received	27,455,736.32
Less Purchased Interest Related to Interest/Coupons	(1,703,547.79)
Plus Net Realized Gains/Losses	5,185,403.77
<b>Total Cash Basis Earnings</b>	<b>\$30,937,592.30</b>

**Cash Balance**

**Closing Cash Balance** **\$0.00**

**Earnings Reconciliation (Accrual Basis)**

	<b>Total</b>
Ending Amortized Value of Securities	15,753,272,173.49
Ending Accrued Interest	57,718,639.59
Plus Proceeds from Sales	1,485,000,000.00
Plus Proceeds of Maturities/Calls/Principal Payments	1,570,129,355.25
Plus Coupons/Dividends Received	26,204,014.10
Less Cost of New Purchases	(4,293,519,844.32)
Less Beginning Amortized Value of Securities	(14,499,629,460.83)
Less Beginning Accrued Interest	(48,726,201.96)
<b>Total Accrual Basis Earnings</b>	<b>\$50,448,675.32</b>

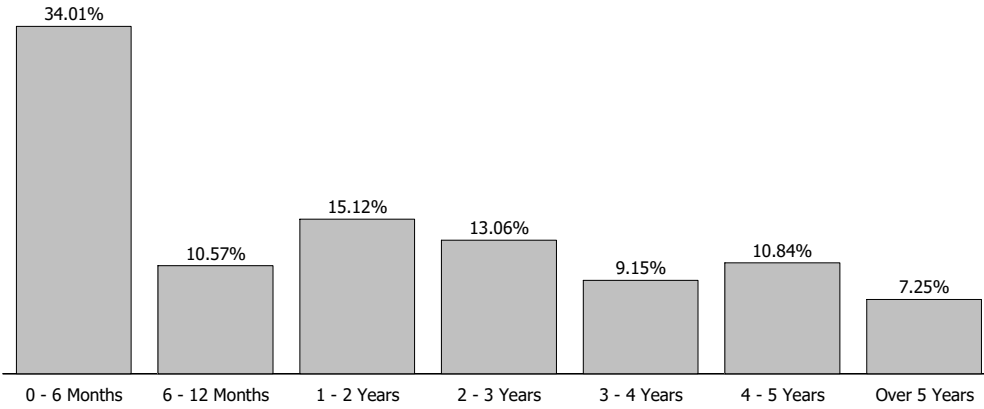


**Portfolio Summary and Statistics**

For the Month Ending **April 30, 2024**

SAN BERNARDINO COUNTY - 76990800

**Maturity Distribution**



**Characteristics**

Yield to Maturity at Cost	4.06%
Yield to Maturity at Market	5.26%
Weighted Average Days to Maturity	687

**Managed Account Issuer Summary**

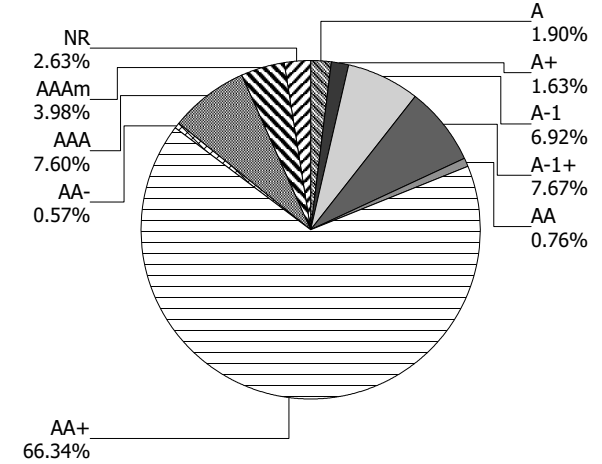
For the Month Ending **April 30, 2024**

**SAN BERNARDINO COUNTY - 76990800**

**Issuer Summary**

<b>Issuer</b>	<b>Market Value of Holdings</b>	<b>Percent</b>
AMAZON.COM INC	98,450,575.00	0.63
AMERICAN EXPRESS CO	66,154,389.60	0.43
APPLE INC	29,614,200.00	0.19
BANK OF AMERICA CO	248,903,585.30	1.60
BMW FINANCIAL SERVICES NA LLC	34,837,737.16	0.22
BMW VEHICLE OWNER TRUST	15,430,513.29	0.10
CAFCO LLC	49,672,550.00	0.32
CAMP	607,000,000.00	3.91
CANTOR FITZGERALD	99,999,533.80	0.64
CAPITAL ONE FINANCIAL CORP	49,054,810.00	0.32
CHARIOT FUNDING LLC	296,881,200.00	1.91
CHARTA LLC	49,818,750.00	0.32
CHASE ISSURANCE	63,890,976.50	0.41
CITIGROUP INC	67,497,776.40	0.43
CRC FUNDING LLC	49,248,200.00	0.32
CREDIT AGRICOLE SA	106,985,020.00	0.69
DEERE & COMPANY	127,597,924.00	0.82
DISCOVER FINANCIAL SERVICES	68,856,045.00	0.44
FANNIE MAE	416,423,039.75	2.68
FEDERAL FARM CREDIT BANKS	529,877,027.54	3.41
FEDERAL HOME LOAN BANKS	1,582,246,654.92	10.18
FEDERATED GOVT OBLIGATIONS FUNDS	1,000,000.00	0.01
FIDELITY TREASURY MF	270,000,000.00	1.74
FORD CREDIT AUTO OWNER TRUST	15,728,346.73	0.10
FREDDIE MAC	3,904,190,199.32	25.13
GM FINANCIAL CONSUMER AUTOMOBILE TRUST	30,199,034.05	0.19
HONDA AUTO RECEIVABLES	88,912,265.68	0.57
HYUNDAI AUTO RECEIVABLES	124,204,875.56	0.80
INTER-AMERICAN DEVELOPMENT BANK	74,596,305.00	0.48
INTERNATIONAL FINANCE CORPORATION	19,556,380.00	0.13
INTL BANK OF RECONSTRUCTION AND DEV	119,914,670.00	0.77
INVESTMENT TRUST OF CALIFORNIA	10,000,000.00	0.06

**Credit Quality (S&P Ratings)**





**Managed Account Issuer Summary**

For the Month Ending **April 30, 2024**

**SAN BERNARDINO COUNTY - 76990800**

<b>Issuer</b>	<b>Market Value of Holdings</b>	<b>Percent</b>
JOHN DEERE OWNER TRUST	120,356,768.45	0.77
JOHNSON & JOHNSON	98,848,400.00	0.64
JUPITER SECURITIZATION COMPANY	49,474,050.00	0.32
MERCEDES-BENZ AUTO LEASE TRUST	31,717,149.07	0.20
MERCEDES-BENZ AUTO RECEIVABLES	91,275,410.12	0.59
METLIFE INC	377,184,919.35	2.43
MICROSOFT CORP	99,985,100.00	0.64
MORGAN STANLEY	1,000,000.00	0.01
NESTLE SA	4,905,590.00	0.03
NORTHERN TRUST	1,000,000.00	0.01
PROCTER & GAMBLE CO	9,824,530.00	0.06
RABOBANK NEDERLAND	174,974,236.12	1.13
STONECASTLE FICA	22,169.05	0.00
THE BANK OF NEW YORK MELLON CORPORATION	172,749,605.00	1.11
Toyota Lease Owner Trust	24,079,030.46	0.15
TOYOTA MOTOR CORP	610,198,278.60	3.93
UNITED STATES TREASURY	4,192,288,145.00	26.99
VERIZON MASTER TRUST	51,539,297.70	0.33
WAL-MART STORES INC	19,617,810.00	0.13
WELLS FARGO & COMPANY	89,432,570.00	0.58
<b>Total</b>	<b>\$15,537,215,643.52</b>	<b>100.00%</b>

**Managed Account Detail of Securities Held**

For the Month Ending **April 30, 2024**

**SAN BERNARDINO COUNTY - 76990800**

<b>Security Type/Description</b>	<b>CUSIP</b>	<b>Par</b>	<b>S&amp;P Rating</b>	<b>Moody's Rating</b>	<b>Trade Date</b>	<b>Settle Date</b>	<b>Original Cost</b>	<b>YTM at Cost</b>	<b>Accrued Interest</b>	<b>Amortized Cost</b>	<b>Market Value</b>
<b>U.S. Treasury Bond / Note</b>											
US TREASURY NOTES DTD 05/15/2014 2.500% 05/15/2024	912828WJ5	50,000,000.00	AA+	Aaa	09/30/19	10/01/19	52,062,500.00	1.57	576,923.08	50,017,106.04	49,937,500.00
US TREASURY NOTES DTD 05/15/2014 2.500% 05/15/2024	912828WJ5	50,000,000.00	AA+	Aaa	12/23/19	12/26/19	51,611,328.13	1.73	576,923.08	50,014,081.52	49,937,500.00
US TREASURY NOTES DTD 05/15/2021 0.250% 05/15/2024	91282CCC3	75,000,000.00	AA+	Aaa	02/28/22	03/01/22	72,943,359.38	1.52	86,538.46	74,964,276.71	74,847,660.00
US TREASURY NOTES DTD 05/31/2017 2.000% 05/31/2024	912828XT2	50,000,000.00	AA+	Aaa	03/21/22	03/22/22	49,826,171.88	2.16	418,032.79	49,993,489.58	49,859,375.00
US TREASURY NOTES DTD 06/30/2017 2.000% 06/30/2024	912828XX3	50,000,000.00	AA+	Aaa	09/25/19	09/26/19	50,886,718.75	1.61	335,164.84	50,030,594.09	49,718,750.00
US TREASURY NOTES DTD 06/30/2017 2.000% 06/30/2024	912828XX3	50,000,000.00	AA+	Aaa	10/31/19	11/01/19	51,017,578.13	1.55	335,164.84	50,035,851.26	49,718,750.00
US TREASURY NOTES DTD 06/30/2017 2.000% 06/30/2024	912828XX3	50,000,000.00	AA+	Aaa	11/01/19	11/04/19	50,935,546.88	1.58	335,164.84	50,033,019.30	49,718,750.00
US TREASURY NOTES DTD 06/30/2019 1.750% 06/30/2024	9128286Z8	50,000,000.00	AA+	Aaa	12/11/19	12/12/19	50,173,828.13	1.67	293,269.23	50,006,275.38	49,695,310.00
US TREASURY NOTES DTD 06/30/2019 1.750% 06/30/2024	9128286Z8	50,000,000.00	AA+	Aaa	03/17/22	03/21/22	49,701,171.88	2.02	293,269.23	49,978,449.90	49,695,310.00
US TREASURY NOTES DTD 06/30/2019 1.750% 06/30/2024	9128286Z8	50,000,000.00	AA+	Aaa	06/10/22	06/13/22	48,742,187.50	3.03	293,269.23	49,899,105.95	49,695,310.00
US TREASURY NOTES DTD 07/15/2021 0.375% 07/15/2024	91282CCL3	100,000,000.00	AA+	Aaa	06/24/22	06/27/22	94,679,687.50	3.07	110,233.52	99,467,258.43	99,000,000.00
US TREASURY NOTES DTD 07/31/2017 2.125% 07/31/2024	9128282N9	50,000,000.00	AA+	Aaa	10/10/19	10/11/19	51,474,609.38	1.49	265,625.00	50,076,461.23	49,593,750.00
US TREASURY NOTES DTD 07/31/2017 2.125% 07/31/2024	9128282N9	50,000,000.00	AA+	Aaa	04/05/22	04/06/22	49,429,687.50	2.63	265,625.00	49,938,726.76	49,593,750.00
US TREASURY NOTES DTD 07/31/2019 1.750% 07/31/2024	912828Y87	50,000,000.00	AA+	Aaa	06/13/22	06/14/22	48,324,218.75	3.39	218,750.00	49,803,989.60	49,554,690.00

**Managed Account Detail of Securities Held**

For the Month Ending **April 30, 2024**

**SAN BERNARDINO COUNTY - 76990800**

<b>Security Type/Description</b>	<b>Dated Date/Coupon/Maturity</b>	<b>CUSIP</b>	<b>Par</b>	<b>S&amp;P Rating</b>	<b>Moody's Rating</b>	<b>Trade Date</b>	<b>Settle Date</b>	<b>Original Cost</b>	<b>YTM at Cost</b>	<b>Accrued Interest</b>	<b>Amortized Cost</b>	<b>Market Value</b>
<b>U.S. Treasury Bond / Note</b>												
US TREASURY NOTES DTD 08/15/2014 2.375% 08/15/2024		912828D56	50,000,000.00	AA+	Aaa	06/10/22	06/13/22	49,279,296.88	3.06	247,939.56	49,903,785.23	49,570,310.00
US TREASURY NOTES DTD 08/31/2019 1.250% 08/31/2024		912828YE4	50,000,000.00	AA+	Aaa	02/09/22	02/10/22	49,712,890.63	1.48	105,298.92	49,962,457.30	49,320,310.00
US TREASURY NOTES DTD 08/31/2019 1.250% 08/31/2024		912828YE4	50,000,000.00	AA+	Aaa	02/15/22	02/16/22	49,417,968.75	1.72	105,298.92	49,923,400.42	49,320,310.00
US TREASURY NOTES DTD 09/30/2019 1.500% 09/30/2024		912828YH7	50,000,000.00	AA+	Aaa	02/15/22	02/16/22	49,683,593.75	1.75	63,524.59	49,949,745.30	49,218,750.00
US TREASURY NOTES DTD 09/30/2019 1.500% 09/30/2024		912828YH7	50,000,000.00	AA+	Aaa	04/04/22	04/05/22	48,683,593.75	2.60	63,524.59	49,779,874.86	49,218,750.00
US TREASURY NOTES DTD 10/15/2021 0.625% 10/15/2024		91282CDB4	75,000,000.00	AA+	Aaa	03/09/22	03/10/22	72,793,945.31	1.79	20,491.80	74,612,198.81	73,406,250.00
US TREASURY NOTES DTD 11/15/2021 0.750% 11/15/2024		91282CDH1	75,000,000.00	AA+	Aaa	03/28/22	03/29/22	71,589,843.75	2.55	259,615.38	74,298,117.53	73,171,875.00
US TREASURY NOTES DTD 01/31/2020 1.375% 01/31/2025		912828Z52	50,000,000.00	AA+	Aaa	10/27/21	10/28/21	50,845,703.13	0.85	171,875.00	50,195,271.50	48,562,500.00
US TREASURY NOTES DTD 02/17/2015 2.000% 02/15/2025		912828J27	50,000,000.00	AA+	Aaa	12/19/19	12/20/19	50,576,171.88	1.77	208,791.21	50,088,688.88	48,703,125.00
US TREASURY NOTES DTD 02/15/2022 1.500% 02/15/2025		91282CDZ1	50,000,000.00	AA+	Aaa	03/02/22	03/03/22	49,767,578.13	1.66	156,593.41	49,937,590.42	48,515,625.00
US TREASURY NOTES DTD 03/15/2022 1.750% 03/15/2025		91282CED9	100,000,000.00	AA+	Aaa	05/02/23	05/03/23	95,890,625.00	4.06	223,505.43	98,083,898.46	97,015,620.00
US TREASURY NOTES DTD 05/15/2015 2.125% 05/15/2025		912828XB1	50,000,000.00	AA+	Aaa	12/09/19	12/10/19	51,109,375.00	1.70	490,384.62	50,212,028.81	48,429,690.00
US TREASURY NOTES DTD 05/15/2022 2.750% 05/15/2025		91282CEO0	50,000,000.00	AA+	Aaa	06/09/22	06/10/22	49,652,343.75	3.00	634,615.38	49,876,858.21	48,742,190.00
US TREASURY NOTES DTD 05/31/2020 0.250% 05/31/2025		912828ZT0	50,000,000.00	AA+	Aaa	11/22/21	11/24/21	48,667,968.75	1.02	52,254.10	49,590,224.03	47,390,625.00

**Managed Account Detail of Securities Held**

For the Month Ending **April 30, 2024**

**SAN BERNARDINO COUNTY - 76990800**

<b>Security Type/Description Dated Date/Coupon/Maturity</b>	<b>CUSIP</b>	<b>Par</b>	<b>S&amp;P Rating</b>	<b>Moody's Rating</b>	<b>Trade Date</b>	<b>Settle Date</b>	<b>Original Cost</b>	<b>YTM at Cost</b>	<b>Accrued Interest</b>	<b>Amortized Cost</b>	<b>Market Value</b>
<b>U.S. Treasury Bond / Note</b>											
US TREASURY NOTES DTD 06/15/2022 2.875% 06/15/2025	91282CEU1	25,000,000.00	AA+	Aaa	04/17/23	04/18/23	24,354,492.19	4.14	271,004.10	24,664,565.02	24,355,470.00
US TREASURY NOTES DTD 06/15/2022 2.875% 06/15/2025	91282CEU1	25,000,000.00	AA+	Aaa	04/18/23	04/19/23	24,353,515.63	4.14	271,004.10	24,663,631.23	24,355,470.00
US TREASURY NOTES DTD 06/30/2020 0.250% 06/30/2025	912828ZW3	50,000,000.00	AA+	Aaa	11/22/21	11/24/21	48,605,468.75	1.04	41,895.61	49,548,952.98	47,210,940.00
US TREASURY NOTES DTD 06/30/2020 0.250% 06/30/2025	912828ZW3	50,000,000.00	AA+	Aaa	01/24/22	01/25/22	48,166,015.63	1.35	41,895.61	49,377,441.41	47,210,940.00
US TREASURY NOTES DTD 06/30/2020 0.250% 06/30/2025	912828ZW3	50,000,000.00	AA+	Aaa	06/09/22	06/10/22	45,994,140.63	3.01	41,895.61	48,474,471.12	47,210,940.00
US TREASURY NOTES DTD 06/30/2020 0.250% 06/30/2025	912828ZW3	75,000,000.00	AA+	Aaa	01/26/22	01/27/22	72,058,593.75	1.43	62,843.41	73,999,921.88	70,816,410.00
US TREASURY NOTES DTD 06/30/2020 0.250% 06/30/2025	912828ZW3	75,000,000.00	AA+	Aaa	01/31/22	02/01/22	71,976,562.50	1.47	62,843.41	73,967,902.86	70,816,410.00
US TREASURY NOTES DTD 07/15/2022 3.000% 07/15/2025	91282CEY3	50,000,000.00	AA+	Aaa	04/10/23	04/11/23	49,005,859.38	3.93	440,934.07	49,470,433.57	48,718,750.00
US TREASURY NOTES DTD 07/31/2020 0.250% 07/31/2025	91282CAB7	50,000,000.00	AA+	Aaa	11/22/21	11/24/21	48,470,703.13	1.10	31,250.00	49,481,517.20	47,023,440.00
US TREASURY NOTES DTD 07/31/2020 0.250% 07/31/2025	91282CAB7	50,000,000.00	AA+	Aaa	11/22/21	11/24/21	48,482,421.88	1.09	31,250.00	49,485,490.24	47,023,440.00
US TREASURY NOTES DTD 08/31/2020 0.250% 08/31/2025	91282CAJ0	50,000,000.00	AA+	Aaa	01/18/22	01/19/22	47,859,375.00	1.47	21,059.78	49,210,239.11	46,843,750.00
US TREASURY NOTES DTD 08/31/2020 0.250% 08/31/2025	91282CAJ0	50,000,000.00	AA+	Aaa	06/27/22	06/28/22	45,480,468.75	3.27	21,059.78	48,102,576.10	46,843,750.00
US TREASURY NOTES DTD 08/31/2020 0.250% 08/31/2025	91282CAJ0	75,000,000.00	AA+	Aaa	03/10/22	03/11/22	70,769,531.25	1.94	31,589.67	73,376,486.78	70,265,625.00
US TREASURY NOTES DTD 09/30/2020 0.250% 09/30/2025	91282CAM3	50,000,000.00	AA+	Aaa	03/14/22	03/15/22	46,951,171.88	2.04	10,587.43	48,782,823.06	46,664,060.00

**Managed Account Detail of Securities Held**

For the Month Ending **April 30, 2024**

**SAN BERNARDINO COUNTY - 76990800**

<b>Security Type/Description Dated Date/Coupon/Maturity</b>	<b>CUSIP</b>	<b>Par</b>	<b>S&amp;P Rating</b>	<b>Moody's Rating</b>	<b>Trade Date</b>	<b>Settle Date</b>	<b>Original Cost</b>	<b>YTM at Cost</b>	<b>Accrued Interest</b>	<b>Amortized Cost</b>	<b>Market Value</b>
<b>U.S. Treasury Bond / Note</b>											
US TREASURY NOTES DTD 10/31/2020 0.250% 10/31/2025	91282CAT8	50,000,000.00	AA+	Aaa	04/05/22	04/06/22	45,789,062.50	2.75	339.68	48,230,372.89	46,484,375.00
US TREASURY NOTES DTD 10/31/2020 0.250% 10/31/2025	91282CAT8	50,000,000.00	AA+	Aaa	09/27/22	09/28/22	44,087,890.63	4.38	339.68	47,130,349.04	46,484,375.00
US TREASURY NOTES DTD 01/31/2021 0.375% 01/31/2026	91282CBH3	50,000,000.00	AA+	Aaa	10/05/22	10/06/22	44,132,812.50	4.20	46,875.00	46,904,369.33	46,070,310.00
US TREASURY NOTES DTD 01/31/2021 0.375% 01/31/2026	91282CBH3	50,000,000.00	AA+	Aaa	10/11/22	10/12/22	43,957,031.25	4.34	46,875.00	46,795,774.65	46,070,310.00
US TREASURY NOTES DTD 01/31/2021 0.375% 01/31/2026	91282CBH3	50,000,000.00	AA+	Aaa	01/03/23	01/04/23	44,566,406.25	4.18	46,875.00	46,903,383.79	46,070,310.00
US TREASURY NOTES DTD 02/28/2021 0.500% 02/28/2026	91282CBO3	50,000,000.00	AA+	Aaa	10/24/22	10/25/22	43,773,437.50	4.55	42,119.57	46,596,281.71	46,023,440.00
US TREASURY NOTES DTD 05/31/2021 0.750% 05/31/2026	91282CCF6	50,000,000.00	AA+	Aaa	09/29/22	09/30/22	44,224,609.38	4.18	156,762.30	46,721,959.02	45,804,690.00
US TREASURY NOTES DTD 05/31/2019 2.125% 05/31/2026	9128286X3	50,000,000.00	AA+	Aaa	11/01/22	11/02/22	46,298,828.13	4.38	444,159.84	47,846,178.70	47,156,250.00
US TREASURY NOTES DTD 05/31/2021 0.750% 05/31/2026	91282CCF6	100,000,000.00	AA+	Aaa	04/05/24	04/08/24	92,113,281.25	4.66	313,524.59	92,344,947.32	91,609,380.00
US TREASURY NOTES DTD 06/30/2021 0.875% 06/30/2026	91282CCJ8	50,000,000.00	AA+	Aaa	02/10/23	02/13/23	44,972,656.25	4.09	146,634.62	46,778,911.95	45,804,690.00
US TREASURY NOTES DTD 06/30/2021 0.875% 06/30/2026	91282CCJ8	50,000,000.00	AA+	Aaa	02/14/23	02/15/23	44,855,468.75	4.18	146,634.62	46,698,473.04	45,804,690.00
US TREASURY NOTES DTD 07/01/2019 1.875% 06/30/2026	9128287B0	50,000,000.00	AA+	Aaa	12/11/23	12/12/23	46,839,843.75	4.53	314,217.04	47,318,449.58	46,828,125.00
US TREASURY NOTES DTD 07/01/2019 1.875% 06/30/2026	9128287B0	50,000,000.00	AA+	Aaa	12/11/23	12/12/23	46,843,750.00	4.52	314,217.04	47,321,764.23	46,828,125.00
US TREASURY NOTES DTD 06/30/2021 0.875% 06/30/2026	91282CCJ8	100,000,000.00	AA+	Aaa	12/18/23	12/19/23	92,082,031.25	4.20	293,269.23	93,230,308.10	91,609,380.00

**Managed Account Detail of Securities Held**

For the Month Ending **April 30, 2024**

**SAN BERNARDINO COUNTY - 76990800**

<b>Security Type/Description</b>	<b>Dated Date/Coupon/Maturity</b>	<b>CUSIP</b>	<b>Par</b>	<b>S&amp;P Rating</b>	<b>Moody's Rating</b>	<b>Trade Date</b>	<b>Settle Date</b>	<b>Original Cost</b>	<b>YTM at Cost</b>	<b>Accrued Interest</b>	<b>Amortized Cost</b>	<b>Market Value</b>
<b>U.S. Treasury Bond / Note</b>												
US TREASURY NOTES DTD 07/31/2021 0.625% 07/31/2026		91282CCP4	50,000,000.00	AA+	Aaa	04/10/24	04/11/24	45,433,593.75	4.86	78,125.00	45,542,188.43	45,398,440.00
US TREASURY NOTES DTD 07/31/2021 0.625% 07/31/2026		91282CCP4	100,000,000.00	AA+	Aaa	03/26/24	03/27/24	91,382,812.50	4.54	156,250.00	91,735,150.77	90,796,880.00
US TREASURY NOTES DTD 08/31/2021 0.750% 08/31/2026		91282CCW9	50,000,000.00	AA+	Aaa	04/10/24	04/11/24	45,441,406.25	4.84	63,179.35	45,545,961.15	45,382,810.00
US TREASURY NOTES DTD 08/31/2021 0.750% 08/31/2026		91282CCW9	100,000,000.00	AA+	Aaa	03/26/24	03/27/24	91,433,593.75	4.52	126,358.69	91,771,614.29	90,765,620.00
US TREASURY NOTES DTD 09/30/2021 0.875% 09/30/2026		91282CCZ2	50,000,000.00	AA+	Aaa	04/10/24	04/11/24	45,474,609.38	4.80	37,056.01	45,574,950.64	45,406,250.00
US TREASURY NOTES DTD 05/15/2017 2.375% 05/15/2027		912828X88	50,000,000.00	AA+	Aaa	09/27/22	09/28/22	46,058,593.75	4.27	548,076.93	47,413,597.91	46,500,000.00
US TREASURY NOTES DTD 05/15/2017 2.375% 05/15/2027		912828X88	50,000,000.00	AA+	Aaa	10/27/22	10/31/22	46,332,031.25	4.16	548,076.93	47,545,095.15	46,500,000.00
US TREASURY NOTES DTD 06/30/2020 0.500% 06/30/2027		912828ZV5	50,000,000.00	AA+	Aaa	11/01/22	11/02/22	42,123,046.88	4.26	83,791.21	44,651,451.59	43,679,690.00
US TREASURY NOTES DTD 06/30/2020 0.500% 06/30/2027		912828ZV5	50,000,000.00	AA+	Aaa	12/11/23	12/12/23	43,642,578.13	4.41	83,791.21	44,334,242.08	43,679,690.00
US TREASURY NOTES DTD 06/30/2020 0.500% 06/30/2027		912828ZV5	50,000,000.00	AA+	Aaa	12/11/23	12/12/23	43,646,484.38	4.40	83,791.21	44,337,723.35	43,679,690.00
US TREASURY NOTES DTD 06/30/2022 3.250% 06/30/2027		91282CEW7	50,000,000.00	AA+	Aaa	01/03/24	01/04/24	48,695,312.50	4.06	544,642.86	48,816,249.75	47,671,875.00
US TREASURY NOTES DTD 06/30/2022 3.250% 06/30/2027		91282CEW7	50,000,000.00	AA+	Aaa	01/04/24	01/05/24	48,683,593.75	4.07	544,642.86	48,804,678.29	47,671,875.00
US TREASURY NOTES DTD 06/30/2022 3.250% 06/30/2027		91282CEW7	50,000,000.00	AA+	Aaa	01/05/24	01/08/24	48,761,718.75	4.02	544,642.86	48,872,959.15	47,671,875.00
US TREASURY NOTES DTD 06/30/2022 3.250% 06/30/2027		91282CEW7	100,000,000.00	AA+	Aaa	01/03/24	01/04/24	97,406,250.00	4.05	1,089,285.72	97,646,676.16	95,343,750.00

Managed Account Detail of Securities Held

For the Month Ending April 30, 2024

SAN BERNARDINO COUNTY - 76990800

Security Type/Description Dated Date/Coupon/Maturity	CUSIP	Par	S&P Rating	Moody's Rating	Trade Date	Settle Date	Original Cost	YTM at Cost	Accrued Interest	Amortized Cost	Market Value
<b>U.S. Treasury Bond / Note</b>											
US TREASURY NOTES DTD 07/31/2020 0.375% 07/31/2027	91282CAD3	50,000,000.00	AA+	Aaa	09/26/22	09/27/22	41,859,375.00	4.12	46,875.00	44,539,150.88	43,335,940.00
US TREASURY NOTES DTD 08/15/2017 2.250% 08/15/2027	9128282R0	50,000,000.00	AA+	Aaa	11/03/22	11/04/22	45,289,062.50	4.46	234,890.11	46,757,687.14	46,078,125.00
<b>Security Type Sub-Total</b>		<b>4,050,000,000.00</b>					<b>3,848,208,984.51</b>	<b>3.04</b>	<b>15,715,097.79</b>	<b>3,917,990,178.15</b>	<b>3,844,722,690.00</b>
<b>U.S. Treasury Bill</b>											
US TREASURY BILL DTD 11/02/2023 0.000% 05/02/2024	912797HH3	50,000,000.00	A-1+	P-1	01/10/24	01/11/24	49,197,022.22	5.25	0.00	49,992,830.56	49,992,655.00
WI TREASURY SEC. BILLS DTD 01/09/2024 0.000% 05/07/2024	912797JV0	50,000,000.00	A-1+	P-1	01/08/24	01/09/24	49,142,208.33	5.28	0.00	49,956,750.00	49,956,125.00
US TREASURY BILL DTD 11/24/2023 0.000% 05/23/2024	912797HR1	100,000,000.00	A-1+	P-1	01/29/24	01/30/24	98,366,950.00	5.24	0.00	99,684,850.00	99,678,250.00
US TREASURY BILL DTD 02/01/2024 0.000% 08/01/2024	912797JU2	100,000,000.00	A-1+	P-1	03/25/24	03/25/24	98,155,765.83	5.24	0.00	98,684,732.22	98,659,610.00
US TREASURY BILL DTD 08/10/2023 0.000% 08/08/2024	912797GK7	50,000,000.00	A-1+	P-1	04/05/24	04/08/24	49,127,022.22	5.24	0.00	49,291,600.00	49,278,815.00
<b>Security Type Sub-Total</b>		<b>350,000,000.00</b>					<b>343,988,968.60</b>	<b>5.25</b>	<b>0.00</b>	<b>347,610,762.78</b>	<b>347,565,455.00</b>
<b>Supra-National Discount Note</b>											
INTL BANK OF RECON AND DEV DISC NOTE DTD 11/01/2023 0.000% 05/01/2024	459052WG7	100,000,000.00	A-1+	P-1	11/01/23	11/02/23	97,310,138.89	5.50	0.00	100,000,000.00	99,984,800.00
<b>Security Type Sub-Total</b>		<b>100,000,000.00</b>					<b>97,310,138.89</b>	<b>5.50</b>	<b>0.00</b>	<b>100,000,000.00</b>	<b>99,984,800.00</b>
<b>Supra-National Agency Bond / Note</b>											
INTL BANK OF RECON AND DEV SN (FLOATER) DTD 06/16/2020 5.700% 06/17/2024	45906M2B6	10,000,000.00	AAA	Aaa	06/09/20	06/16/20	10,000,000.00	0.48	69,733.32	10,000,000.00	10,003,660.00

**Managed Account Detail of Securities Held**

For the Month Ending **April 30, 2024**

**SAN BERNARDINO COUNTY - 76990800**

<b>Security Type/Description</b> <b>Dated Date/Coupon/Maturity</b>	<b>CUSIP</b>	<b>Par</b>	<b>S&amp;P Rating</b>	<b>Moody's Rating</b>	<b>Trade Date</b>	<b>Settle Date</b>	<b>Original Cost</b>	<b>YTM at Cost</b>	<b>Accrued Interest</b>	<b>Amortized Cost</b>	<b>Market Value</b>
<b>Supra-National Agency Bond / Note</b>											
INTER-AMERICAN DEVEL BK NOTES DTD 07/01/2022 3.250% 07/01/2024	4581X0EE4	60,000,000.00	AAA	Aaa	06/22/22	07/01/22	59,994,000.00	3.26	650,000.00	59,999,499.32	59,775,120.00
INTL FINANCE CORP CORPORATE NOTES DTD 09/15/2022 3.625% 09/15/2025	45950KDA5	20,000,000.00	AAA	Aaa	09/07/22	09/15/22	19,992,200.00	3.64	92,638.89	19,996,427.37	19,556,380.00
INTL BK RECON & DEVELOP NOTES DTD 04/10/2024 4.750% 04/10/2026	459058LE1	10,000,000.00	AAA	Aaa	04/03/24	04/10/24	9,997,400.00	4.76	27,708.33	9,997,471.23	9,926,210.00
INTER-AMERICAN DEVEL BK NOTES DTD 07/06/2023 4.500% 05/15/2026	4581X0EK0	15,000,000.00	AAA	Aaa	06/27/23	07/06/23	14,988,450.00	4.53	311,250.00	14,991,768.97	14,821,185.00

**Security Type Sub-Total** **115,000,000.00** **114,972,050.00** **3.37** **1,151,330.54** **114,985,166.89** **114,082,555.00**

**Repurchase Agreement**

CANTOR FITZGERALD & CO TRI-P REPO AGRMT DTD 04/25/2024 5.280% 05/02/2024	RPEK39007	100,000,000.00	NR	NR	04/25/24	04/25/24	100,000,000.00	5.28	88,000.00	100,000,000.00	99,999,533.80
--	-----------	----------------	----	----	----------	----------	----------------	------	-----------	----------------	---------------

**Security Type Sub-Total** **100,000,000.00** **100,000,000.00** **5.28** **88,000.00** **100,000,000.00** **99,999,533.80**

**Money Market Mutual Fund**

NORTHERN TRUST INST GOVT SELECT 848	665278701	1,000,000.00	AAAm	NR	02/28/22	02/28/22	1,000,000.00	5.19	0.00	1,000,000.00	1,000,000.00
MORGAN STANLEY LIQ GOVT-INST FUND	61747C707	1,000,000.00	NR	NR	12/08/23	12/08/23	1,000,000.00	5.22	0.00	1,000,000.00	1,000,000.00
FEDERATED GOVT OBLIGATIONS FUND	608919718	1,000,000.00	AAAm	NR	04/15/24	04/15/24	1,000,000.00	5.18	0.00	1,000,000.00	1,000,000.00
FIDELITY GOV'T MM FUND 2642	31607A703	270,000,000.00	AAA	AAA	04/24/24	04/24/24	270,000,000.00	5.20	0.00	270,000,000.00	270,000,000.00

**Security Type Sub-Total** **273,000,000.00** **273,000,000.00** **5.20** **0.00** **273,000,000.00** **273,000,000.00**

**Joint Powers Authority**

INVESTMENT TRUST OF CALIFORNIA	CALTRUST3	10,000,000.00	AAAm	NR	08/26/21	08/26/21	10,000,000.00	5.40	0.00	10,000,000.00	10,000,000.00
CALIFORNIA ASSET MANAGEMENT PROGRAM	CAMPMF025	15,000,000.00	AAAm	NR	05/25/23	05/25/23	15,000,000.00	5.45	0.00	15,000,000.00	15,000,000.00



**Managed Account Detail of Securities Held**

For the Month Ending **April 30, 2024**

**SAN BERNARDINO COUNTY - 76990800**

<b>Security Type/Description</b>	<b>CUSIP</b>	<b>Par</b>	<b>S&amp;P Rating</b>	<b>Moody's Rating</b>	<b>Trade Date</b>	<b>Settle Date</b>	<b>Original Cost</b>	<b>YTM at Cost</b>	<b>Accrued Interest</b>	<b>Amortized Cost</b>	<b>Market Value</b>
<b>Joint Powers Authority</b>											
CALIFORNIA ASSET MANAGEMENT PROGRAM	CAMPMF025	19,000,000.00	AAAm	NR	04/12/23	04/12/23	19,000,000.00	5.45	0.00	19,000,000.00	19,000,000.00
CALIFORNIA ASSET MANAGEMENT PROGRAM	CAMPMF025	19,000,000.00	AAAm	NR	05/16/23	05/16/23	19,000,000.00	5.45	0.00	19,000,000.00	19,000,000.00
CALIFORNIA ASSET MANAGEMENT PROGRAM	CAMPMF025	22,000,000.00	AAAm	NR	06/01/23	06/01/23	22,000,000.00	5.45	0.00	22,000,000.00	22,000,000.00
CALIFORNIA ASSET MANAGEMENT PROGRAM	CAMPMF025	33,000,000.00	AAAm	NR	06/27/23	06/27/23	33,000,000.00	5.45	0.00	33,000,000.00	33,000,000.00
CALIFORNIA ASSET MANAGEMENT PROGRAM	CAMPMF025	35,000,000.00	AAAm	NR	01/26/24	01/26/24	35,000,000.00	5.45	0.00	35,000,000.00	35,000,000.00
CALIFORNIA ASSET MANAGEMENT PROGRAM	CAMPMF025	39,000,000.00	AAAm	NR	02/27/23	02/27/23	39,000,000.00	5.45	0.00	39,000,000.00	39,000,000.00
CALIFORNIA ASSET MANAGEMENT PROGRAM	CAMPMF025	47,000,000.00	AAAm	NR	02/26/24	02/26/24	47,000,000.00	5.45	0.00	47,000,000.00	47,000,000.00
CALIFORNIA ASSET MANAGEMENT PROGRAM	CAMPMF025	56,000,000.00	AAAm	NR	06/27/23	06/27/23	56,000,000.00	5.45	0.00	56,000,000.00	56,000,000.00
CALIFORNIA ASSET MANAGEMENT PROGRAM	CAMPMF025	75,000,000.00	AAAm	NR	06/26/23	06/26/23	75,000,000.00	5.45	0.00	75,000,000.00	75,000,000.00
CALIFORNIA ASSET MANAGEMENT PROGRAM	CAMPMF025	97,000,000.00	AAAm	NR	02/27/23	02/27/23	97,000,000.00	5.45	0.00	97,000,000.00	97,000,000.00
CALIFORNIA ASSET MANAGEMENT PROGRAM	CAMPMF025	150,000,000.00	AAAm	NR	06/30/23	06/30/23	150,000,000.00	5.45	0.00	150,000,000.00	150,000,000.00
<b>Security Type Sub-Total</b>		<b>617,000,000.00</b>					<b>617,000,000.00</b>	<b>5.45</b>	<b>0.00</b>	<b>617,000,000.00</b>	<b>617,000,000.00</b>
<b>Federally Insured Cash Account</b>											
STONECASTLE FICA	FICAMF003	22,169.05	NR	NR	08/30/19	08/30/19	22,169.05	5.27	0.00	22,169.05	22,169.05
<b>Security Type Sub-Total</b>		<b>22,169.05</b>					<b>22,169.05</b>	<b>5.27</b>	<b>0.00</b>	<b>22,169.05</b>	<b>22,169.05</b>

**Managed Account Detail of Securities Held**

For the Month Ending **April 30, 2024**

**SAN BERNARDINO COUNTY - 76990800**

<b>Security Type/Description</b>	<b>CUSIP</b>	<b>Par</b>	<b>S&amp;P Rating</b>	<b>Moody's Rating</b>	<b>Trade Date</b>	<b>Settle Date</b>	<b>Original Cost</b>	<b>YTM at Cost</b>	<b>Accrued Interest</b>	<b>Amortized Cost</b>	<b>Market Value</b>
<b>Dated Date/Coupon/Maturity</b>											
<b>Federal Agency Mortgage-Backed Security</b>											
FR WN1252 DTD 06/01/2023 4.500% 03/01/2028	3132XFMA3	9,786,000.00	AA+	Aaa	06/15/23	06/21/23	9,642,268.13	4.85	36,697.50	9,668,667.86	9,463,308.80
FR WN1245 DTD 06/01/2023 4.350% 03/01/2028	3132XFL30	25,000,000.00	AA+	Aaa	06/06/23	06/09/23	24,512,695.31	4.81	90,625.00	24,604,964.35	24,174,542.25
FR WN1255 DTD 07/01/2023 4.670% 04/01/2028	3132XFMD7	21,000,000.00	AA+	Aaa	07/20/23	07/25/23	20,547,187.50	5.19	81,725.00	20,621,510.11	20,422,592.82
FR WN2390 DTD 07/01/2023 4.920% 04/01/2028	3132XGUQ7	51,524,000.00	AA+	Aaa	07/13/23	07/18/23	51,493,810.16	4.93	211,248.40	51,498,868.14	50,564,888.98
FR WN2389 DTD 07/01/2023 4.650% 05/01/2028	3132XGUP9	43,850,000.00	AA+	Aaa	07/18/23	07/21/23	44,062,398.44	4.53	169,918.75	44,027,728.59	42,981,736.24
FR WN2432 DTD 09/01/2023 5.050% 05/01/2028	3132XGV29	49,502,000.00	AA+	Aaa	09/13/23	09/18/23	48,662,786.41	5.47	208,320.92	48,763,430.41	48,798,847.85
FR WN2578 DTD 04/01/2024 4.360% 05/01/2028	3132XG2L9	51,314,000.00	AA+	Aaa	04/11/24	04/16/24	49,772,575.55	5.19	183,886.88	49,786,878.18	49,581,284.78
FR WN1250 DTD 06/01/2023 4.400% 05/01/2028	3132XFL89	75,000,000.00	AA+	Aaa	06/15/23	06/21/23	73,848,632.81	4.75	275,000.00	74,052,844.90	72,573,216.00
FR WN2458 DTD 10/01/2023 5.060% 06/01/2028	3132XGWU6	24,652,000.00	AA+	Aaa	10/17/23	10/20/23	23,942,292.03	5.77	103,949.27	24,014,845.37	24,306,034.82
FR WN1268 DTD 10/01/2023 4.620% 06/01/2028	3132XFMS4	33,378,000.00	AA+	Aaa	10/05/23	10/11/23	32,041,576.17	5.60	128,505.30	32,184,176.04	32,370,674.66
FR WN2409 DTD 08/01/2023 4.900% 06/01/2028	3132XGVB9	42,540,000.00	AA+	Aaa	08/03/23	08/08/23	41,659,289.06	5.39	173,705.00	41,792,972.87	41,696,648.33
FR WN2382 DTD 07/01/2023 4.340% 06/01/2028	3132XGUG9	50,000,000.00	AA+	Aaa	08/18/23	08/23/23	48,044,921.88	5.27	180,833.33	48,327,421.70	48,260,626.50
FR WN1292 DTD 01/01/2024 4.300% 11/01/2028	3132XFNJ3	35,250,000.00	AA+	Aaa	01/17/24	01/22/24	34,948,447.27	4.50	126,312.50	34,964,216.06	34,007,347.97
FR WN2514 DTD 01/01/2024 4.450% 11/01/2028	3132XGYL4	75,000,000.00	AA+	Aaa	01/17/24	01/22/24	74,463,867.19	4.62	278,125.00	74,491,826.00	72,659,943.75

**Managed Account Detail of Securities Held**

For the Month Ending **April 30, 2024**

**SAN BERNARDINO COUNTY - 76990800**

<b>Security Type/Description</b>	<b>CUSIP</b>	<b>Par</b>	<b>S&amp;P Rating</b>	<b>Moody's Rating</b>	<b>Trade Date</b>	<b>Settle Date</b>	<b>Original Cost</b>	<b>YTM at Cost</b>	<b>Accrued Interest</b>	<b>Amortized Cost</b>	<b>Market Value</b>
<b>Federal Agency Mortgage-Backed Security</b>											
FR WN2337 DTD 04/01/2023 4.350% 01/01/2030	3132XGS31	62,975,000.00	AA+	Aaa	08/22/23	08/25/23	59,452,335.94	5.39	228,284.37	59,831,769.81	59,937,028.06
FR WN2398 DTD 07/01/2023 5.030% 02/01/2030	3132XGUY0	15,656,000.00	AA+	Aaa	07/18/23	07/21/23	15,802,775.00	4.86	65,624.73	15,785,250.54	15,363,830.55
FR WN2397 DTD 07/01/2023 5.000% 02/01/2030	3132XGUX2	33,757,000.00	AA+	Aaa	07/18/23	07/21/23	34,087,976.84	4.82	140,654.17	34,048,459.29	33,075,697.32
FR WN2446 DTD 10/01/2023 4.890% 02/01/2030	3132XGWW7	39,700,000.00	AA+	Aaa	10/05/23	10/11/23	38,307,398.44	5.55	161,777.50	38,411,663.22	38,697,913.64
FR WN2405 DTD 07/01/2023 4.310% 04/01/2030	3132XGU79	26,814,000.00	AA+	Aaa	07/20/23	07/25/23	26,363,608.59	4.60	96,306.95	26,415,434.96	25,698,548.06
FR WN2392 DTD 07/01/2023 4.050% 04/01/2030	3132XGUS3	30,193,000.00	AA+	Aaa	07/13/23	07/18/23	29,460,583.87	4.47	101,901.37	29,546,715.29	28,520,871.81
FR WN2404 DTD 07/01/2023 4.320% 04/01/2030	3132XGU61	30,648,000.00	AA+	Aaa	09/14/23	09/19/23	29,581,305.94	4.94	110,332.80	29,667,941.86	29,378,319.87
FR WN2415 DTD 08/01/2023 4.640% 05/01/2030	3132XGVH6	24,795,000.00	AA+	Aaa	08/08/23	08/11/23	24,740,760.94	4.68	95,874.00	24,746,593.57	24,155,484.88
FR WN2460 DTD 10/01/2023 4.340% 06/01/2030	3132XGWW2	9,385,000.00	AA+	Aaa	10/17/23	10/20/23	8,691,756.45	5.68	33,942.42	8,738,425.74	8,953,872.25
FR WN2421 DTD 09/01/2023 4.020% 06/01/2030	3132XGVP8	32,235,000.00	AA+	Aaa	09/21/23	09/26/23	30,224,090.04	5.12	107,987.25	30,377,223.74	30,357,797.03
FR WN2442 DTD 09/01/2023 4.230% 06/01/2030	3132XGWC6	59,832,000.00	AA+	Aaa	09/26/23	09/28/23	55,984,989.38	5.38	210,907.80	56,273,098.09	56,704,703.42
FR WN2459 DTD 10/01/2023 5.260% 07/01/2030	3132XGWW4	46,801,000.00	AA+	Aaa	10/17/23	10/20/23	45,534,082.30	5.75	205,144.38	45,617,918.42	46,409,277.50
FR WN1286 DTD 12/01/2023 4.800% 11/01/2030	3132XFNC8	35,000,000.00	AA+	Aaa	01/03/24	01/08/24	35,623,437.50	4.50	140,000.00	35,598,664.85	34,350,228.85
FR WN3235 DTD 04/01/2024 3.150% 01/01/2031	3132XHSZ8	75,000,000.00	AA+	Aaa	04/09/24	04/12/24	68,443,359.38	4.67	194,178.08	68,487,270.96	67,128,051.75

**Managed Account Detail of Securities Held**

For the Month Ending **April 30, 2024**

**SAN BERNARDINO COUNTY - 76990800**

<b>Security Type/Description</b>	<b>Dated Date/Coupon/Maturity</b>	<b>CUSIP</b>	<b>Par</b>	<b>S&amp;P Rating</b>	<b>Moody's Rating</b>	<b>Trade Date</b>	<b>Settle Date</b>	<b>Original Cost</b>	<b>YTM at Cost</b>	<b>Accrued Interest</b>	<b>Amortized Cost</b>	<b>Market Value</b>
<b>Federal Agency Mortgage-Backed Security</b>												
FR WN1331		3132XFPR3	71,842,000.00	AA+	Aaa	04/11/24	04/16/24	68,858,873.20	4.92	248,002.52	68,874,307.91	68,245,090.90
DTD 04/01/2024 4.200% 02/01/2031												
<b>Security Type Sub-Total</b>			<b>1,182,429,000.00</b>					<b>1,148,800,081.72</b>	<b>5.03</b>	<b>4,389,771.19</b>	<b>1,151,221,088.83</b>	<b>1,138,838,409.64</b>
<b>Federal Agency Commercial Mortgage-Backed Security</b>												
FHMS K039 A2		3137BDCW4	19,011,344.00	AA+	Aaa	07/19/22	07/22/22	18,903,662.56	3.61	52,328.72	19,002,092.50	18,887,985.47
DTD 09/01/2014 3.303% 07/01/2024												
FHMS KMP1 A2		3137FATE8	50,000,000.00	AA+	Aaa	02/24/21	03/01/21	54,023,437.50	0.60	124,250.00	50,296,362.09	49,508,125.00
DTD 09/01/2017 2.982% 08/01/2024												
FHMS K729 A2		3137FCM43	13,989,038.57	AA+	Aaa	01/27/21	01/29/21	15,234,937.32	0.68	36,558.02	14,131,188.09	13,815,009.75
DTD 12/01/2017 3.136% 10/01/2024												
FHMS K042 A2		3137BFXT3	65,470,000.00	AA+	Aaa	06/23/22	06/28/22	64,406,112.50	3.37	145,670.75	65,213,323.65	64,397,605.33
DTD 01/28/2015 2.670% 12/01/2024												
FHMS K045 A2		3137BHXJ1	21,769,715.00	AA+	Aaa	12/14/20	12/17/20	23,916,923.21	0.55	54,841.54	22,126,128.29	21,359,633.87
DTD 05/01/2015 3.023% 01/01/2025												
FHMS K046 A2		3137BJP64	49,930,918.50	AA+	Aaa	10/11/22	10/14/22	48,306,213.23	4.65	133,357.16	49,362,552.10	48,923,155.78
DTD 06/17/2015 3.205% 03/01/2025												
FHMS K732 AM		3137FG7G4	25,000,000.00	AA+	Aaa	03/02/22	03/07/22	26,244,140.63	2.07	77,083.33	25,394,536.34	24,483,908.25
DTD 06/28/2018 3.700% 05/01/2025												
FHMS K047 A2		3137BKRJ1	74,954,333.25	AA+	Aaa	05/26/22	06/01/22	75,662,885.94	2.99	207,935.81	75,197,170.56	73,336,819.49
DTD 07/30/2015 3.329% 05/01/2025												
FHLMC SERIES K049 A2		3137BLMZ8	9,996,949.80	AA+	Aaa	04/27/22	05/02/22	10,021,161.16	2.93	25,075.68	10,005,871.98	9,722,734.07
DTD 10/01/2015 3.010% 07/01/2025												
FHMS K733 A2		3137FJXO7	3,120,410.45	AA+	Aaa	10/28/21	11/02/21	3,387,473.69	1.40	9,751.28	3,209,626.75	3,053,222.12
DTD 11/09/2018 3.750% 08/01/2025												
FHMS K050 A2		3137BLW95	30,000,000.00	AA+	Aaa	03/17/22	03/21/22	30,856,640.63	2.45	83,350.00	30,318,539.27	29,241,447.30
DTD 11/01/2015 3.334% 08/01/2025												
FHMS K052 A1		3137BM7C4	50,000,000.00	AA+	Aaa	05/16/22	05/19/22	50,433,593.75	3.03	137,833.33	50,176,181.31	48,648,203.50
DTD 12/01/2015 3.308% 09/01/2025												

**Managed Account Detail of Securities Held**

For the Month Ending **April 30, 2024**

**SAN BERNARDINO COUNTY - 76990800**

<b>Security Type/Description</b> <b>Dated Date/Coupon/Maturity</b>	<b>CUSIP</b>	<b>Par</b>	<b>S&amp;P Rating</b>	<b>Moody's Rating</b>	<b>Trade Date</b>	<b>Settle Date</b>	<b>Original Cost</b>	<b>YTM at Cost</b>	<b>Accrued Interest</b>	<b>Amortized Cost</b>	<b>Market Value</b>
<b>Federal Agency Commercial Mortgage-Backed Security</b>											
FHMS K726 A1 DTD 06/01/2017 2.700% 10/01/2025	3137BYLE8	25,000,000.00	AA+	Aaa	04/27/21	04/30/21	26,863,281.25	0.98	56,250.00	25,597,634.48	24,306,428.50
FHMS KJ23 A1 DTD 01/29/2019 3.683% 10/01/2025	3137FKSQ0	60,000,000.00	AA+	Aaa	06/10/21	06/15/21	65,231,250.00	1.58	184,150.00	61,727,079.35	58,456,602.00
FRESB 2021-SB82 A5 DTD 01/01/2021 0.670% 11/01/2025	30318CAA5	1,102,353.68	AA+	Aaa	01/13/21	01/22/21	1,107,759.63	0.57	615.48	1,104,055.44	1,024,899.15
FRESB 2021-SB82 A5 DTD 01/01/2021 0.670% 11/01/2025	30318CAA5	2,572,158.68	AA+	Aaa	01/13/21	01/22/21	2,584,772.58	0.57	1,436.12	2,576,129.45	2,391,431.43
FHMS K053 A2 DTD 03/29/2016 2.995% 12/01/2025	3137BN6G4	59,300,000.00	AA+	Aaa	04/04/23	04/06/23	57,504,785.16	4.20	148,002.92	58,228,423.31	57,208,367.44
FRESB 2021-SB83 DTD 02/01/2021 0.670% 01/01/2026	30318NAA1	3,215,122.75	AA+	Aaa	02/10/21	02/19/21	3,230,220.95	0.57	1,795.11	3,220,305.59	2,958,500.33
FHMS K055 A2 DTD 06/22/2016 2.673% 03/01/2026	3137BPW21	83,500,000.00	AA+	Aaa	06/23/22	06/28/22	81,239,628.91	3.46	185,996.25	82,373,183.12	79,691,620.95
FHMS KJ34 A1 DTD 07/01/2021 0.681% 06/01/2026	3137H1LS3	1,815,143.84	AA+	Aaa	07/20/21	07/29/21	1,815,122.06	0.68	1,030.09	1,815,134.47	1,740,300.27
FHMS K736 A2 DTD 09/01/2019 2.282% 07/01/2026	3137FNWX4	15,000,000.00	AA+	Aaa	12/08/21	12/13/21	15,558,984.38	1.44	28,525.00	15,266,199.06	14,133,579.75
FHMS KJ21 A2 DTD 09/01/2018 3.700% 09/01/2026	3137FHGE7	9,112,652.57	AA+	Aaa	12/01/22	12/06/22	8,928,975.68	4.28	28,097.35	8,997,871.33	8,867,127.09
FHMS K729 A2 DTD 01/01/2020 2.525% 10/01/2026	3137FOXJ7	8,250,000.00	AA+	Aaa	06/28/21	06/30/21	8,815,898.44	1.18	17,359.38	8,510,389.95	7,740,411.61
FHMS KJ36 A1 DTD 12/01/2021 1.298% 12/01/2026	3137H4RZ5	533,675.57	AA+	Aaa	12/07/21	12/16/21	533,673.43	1.30	577.26	533,674.45	505,276.50
FHMS K062 A2 DTD 02/01/2017 3.413% 12/01/2026	3137BUX60	10,000,000.00	AA+	Aaa	01/20/22	01/25/22	10,750,000.00	1.80	28,441.67	10,399,774.14	9,548,002.30
FHMS K062 A2 DTD 02/01/2017 3.413% 12/01/2026	3137BUX60	18,867,855.00	AA+	Aaa	01/20/22	01/25/22	20,306,528.94	1.77	53,663.32	19,634,714.51	18,015,032.29

**Managed Account Detail of Securities Held**

For the Month Ending **April 30, 2024**

**SAN BERNARDINO COUNTY - 76990800**

<b>Security Type/Description</b> <b>Dated Date/Coupon/Maturity</b>	<b>CUSIP</b>	<b>Par</b>	<b>S&amp;P Rating</b>	<b>Moody's Rating</b>	<b>Trade Date</b>	<b>Settle Date</b>	<b>Original Cost</b>	<b>YTM at Cost</b>	<b>Accrued Interest</b>	<b>Amortized Cost</b>	<b>Market Value</b>
<b>Federal Agency Commercial Mortgage-Backed Security</b>											
FRESB 2022-SB97 DTD 04/01/2022 1.780% 02/01/2027	30311SAA7	21,367,579.48	AA+	Aaa	04/13/22	04/22/22	20,520,739.58	2.66	31,695.24	20,879,652.25	19,368,039.43
FHLMC MULTIFAMILY STRUCTURED P DTD 07/01/2017 3.243% 04/01/2027	3137F1G44	5,000,000.00	AA+	Aaa	04/10/23	04/13/23	4,834,375.00	4.15	13,512.50	4,878,267.34	4,732,110.75
FHMS KJ39 A1 DTD 04/01/2022 2.750% 04/01/2027	3137H73W1	37,418,975.16	AA+	Aaa	04/13/22	04/21/22	37,412,801.03	2.75	85,751.82	37,415,334.27	35,875,463.39
FHLMC MULTIFAMILY STRUCTURED P DTD 07/01/2017 3.243% 04/01/2027	3137F1G44	50,000,000.00	AA+	Aaa	04/19/22	04/22/22	50,287,109.38	3.12	135,125.00	50,169,402.49	47,321,107.50
FRESB 2022-SB103 A5F DTD 10/01/2022 2.080% 06/01/2027	30329MAA0	7,816,634.45	AA+	Aaa	10/19/22	10/28/22	7,002,821.17	4.60	13,548.83	7,270,210.03	7,077,059.60
FHLMC MULTIFAMILY STRUCTURED P DTD 08/01/2017 3.117% 06/01/2027	3137F2LJ3	36,557,817.00	AA+	Aaa	02/15/22	02/18/22	38,105,812.06	2.27	94,958.93	37,461,415.98	34,423,057.64
FHMS K068 A2 DTD 10/27/2017 3.244% 08/01/2027	3137FBBX3	81,306,000.00	AA+	Aaa	06/29/22	06/30/22	79,984,777.50	3.59	219,797.22	80,461,925.13	76,570,565.38
FHMS K739 A2 DTD 11/01/2020 1.336% 09/01/2027	3137F64P9	12,000,000.00	AA+	Aaa	10/04/22	10/07/22	10,481,250.00	4.20	13,360.00	10,966,571.23	10,679,178.48
FHMS K740 A2 DTD 11/01/2020 1.470% 09/01/2027	3137F72B0	22,000,000.00	AA+	Aaa	10/04/22	10/07/22	19,243,125.00	4.31	26,950.00	20,124,092.88	19,502,341.76
FRESB 2022-SB104 A5F DTD 11/01/2022 2.600% 09/01/2027	30329OAA1	25,278,894.85	AA+	Aaa	11/08/22	11/18/22	23,075,535.81	4.63	54,770.94	23,743,602.34	23,117,880.49
FHMS KGX1 AFX DTD 12/01/2017 3.000% 10/01/2027	3137FCKD5	70,500,000.00	AA+	Aaa	01/04/23	01/09/23	66,468,281.25	4.34	176,250.00	67,584,829.08	65,998,701.20
FHMS K072 A2 DTD 01/01/2018 3.444% 12/01/2027	3137FEBO2	12,923,000.00	AA+	Aaa	03/28/23	03/31/23	12,499,973.67	4.22	37,089.01	12,598,415.32	12,184,412.56
FRESB 2023-SB105 A5 DTD 05/01/2023 3.740% 04/01/2028	30332AAA1	33,308,438.75	AA+	Aaa	05/18/23	05/25/23	32,476,427.25	4.31	103,811.30	32,636,916.78	31,666,729.42
FRESB 2023-SB106 A5F DTD 06/01/2023 3.960% 05/01/2028	35802AAE3	13,957,769.68	AA+	Aaa	06/22/23	06/29/23	13,545,875.89	4.64	46,060.64	13,617,398.17	13,320,977.70

**Managed Account Detail of Securities Held**

For the Month Ending **April 30, 2024**

**SAN BERNARDINO COUNTY - 76990800**

<b>Security Type/Description</b>	<b>CUSIP</b>	<b>Par</b>	<b>S&amp;P Rating</b>	<b>Moody's Rating</b>	<b>Trade Date</b>	<b>Settle Date</b>	<b>Original Cost</b>	<b>YTM at Cost</b>	<b>Accrued Interest</b>	<b>Amortized Cost</b>	<b>Market Value</b>
<b>Federal Agency Commercial Mortgage-Backed Security</b>											
FRESB 2023-SB107 A5F DTD 07/01/2023 4.090% 05/01/2028	30332EAA3	24,970,645.08	AA+	Aaa	07/13/23	07/20/23	24,427,758.29	4.60	85,108.28	24,516,633.86	23,887,763.59
FHMS K079 AM DTD 08/01/2018 3.930% 06/01/2028	3137FGZU2	11,350,000.00	AA+	Aaa	04/12/23	04/17/23	11,269,308.59	4.08	37,171.25	11,285,688.26	10,787,837.56
FRESB 2023-SB108 A5F DTD 08/01/2023 4.250% 06/01/2028	30333AAA0	24,952,164.63	AA+	Aaa	08/09/23	08/17/23	24,414,395.59	4.75	88,372.25	24,493,678.11	24,017,023.87
FHMS K505 A2 DTD 07/01/2023 4.819% 06/01/2028	3137HACX2	75,000,000.00	AA+	Aaa	07/13/23	07/20/23	75,749,100.00	4.59	301,187.50	75,628,603.60	73,754,771.25
FHMS K079 A2 DTD 08/01/2018 3.926% 06/01/2028	3137FGZT5	100,000,000.00	AA+	Aaa	05/24/23	05/30/23	98,417,968.75	4.28	327,166.67	98,709,463.85	95,290,416.00
FNA 2023-M5 2A2 DTD 07/01/2023 4.500% 07/01/2028	3136BOCS6	10,000,000.00	AA+	Aaa	07/18/23	07/31/23	9,976,562.50	4.55	37,500.00	9,980,149.21	9,749,969.10
FNA 2023-M6 A2 DTD 07/01/2023 4.190% 07/01/2028	3136BODE6	25,000,000.00	AA+	Aaa	07/17/23	07/31/23	24,562,500.00	4.59	87,291.67	24,629,451.86	24,060,585.75
FHMS KJ47 A1 DTD 09/01/2023 5.272% 08/01/2028	3137HAMN3	10,901,419.43	AA+	Aaa	09/19/23	09/28/23	10,901,364.92	5.27	47,893.57	10,901,370.88	10,896,008.51
FRESB 2023-SB110 A5F DTD 10/01/2023 4.580% 08/01/2028	30333HAA5	20,489,987.11	AA+	Aaa	10/18/23	10/26/23	19,683,419.25	5.52	78,203.45	19,760,894.76	19,957,165.89
FRESB 2023-SB109 A5F DTD 09/01/2023 4.390% 08/01/2028	30333MAA4	24,986,829.51	AA+	Aaa	09/13/23	09/22/23	24,306,038.35	5.02	91,410.15	24,382,483.79	24,165,785.78
FHMS K506 A2 DTD 09/01/2023 4.650% 08/01/2028	3137HAMH6	50,000,000.00	AA+	Aaa	09/07/23	09/14/23	49,260,350.00	4.99	193,750.00	49,346,103.83	48,902,721.50
FHMS K508 A2 DTD 10/01/2023 4.740% 08/01/2028	3137HAO74	50,000,000.00	AA+	Aaa	10/11/23	10/19/23	48,903,200.00	5.26	197,500.00	49,012,596.01	49,051,847.00
FRESB 2023-SB111 A5F DTD 11/01/2023 4.710% 09/01/2028	30334CAA5	24,992,865.39	AA+	Aaa	11/07/23	11/16/23	24,433,300.13	5.24	98,097.00	24,480,968.19	24,466,651.61
FHMS K507 A2 DTD 09/01/2023 4.800% 09/01/2028	3137HAMS2	50,000,000.00	AA+	Aaa	09/20/23	09/28/23	49,402,350.00	5.07	200,000.00	49,466,523.77	49,154,943.00

**Managed Account Detail of Securities Held**

For the Month Ending **April 30, 2024**

**SAN BERNARDINO COUNTY - 76990800**

<b>Security Type/Description</b>	<b>CUSIP</b>	<b>Par</b>	<b>S&amp;P Rating</b>	<b>Moody's Rating</b>	<b>Trade Date</b>	<b>Settle Date</b>	<b>Original Cost</b>	<b>YTM at Cost</b>	<b>Accrued Interest</b>	<b>Amortized Cost</b>	<b>Market Value</b>
<b>Dated Date/Coupon/Maturity</b>											
<b>Federal Agency Commercial Mortgage-Backed Security</b>											
FHMS K509 A2 DTD 10/01/2023 4.850% 09/01/2028	3137HAST4	75,000,000.00	AA+	Aaa	10/25/23	10/31/23	72,608,775.00	5.60	303,125.00	72,828,314.06	73,868,827.50
FHMS K510 A2 DTD 11/01/2023 5.069% 10/01/2028	3137HB3D4	32,000,000.00	AA+	Aaa	11/14/23	11/21/23	31,907,488.00	5.14	135,173.33	31,915,021.80	31,773,847.68
FHMS K747 A2 DTD 01/01/2022 2.050% 11/01/2028	3137H5DX2	34,000,000.00	AA+	Aaa	05/30/23	06/02/23	30,287,890.63	4.32	58,083.33	30,914,391.15	29,811,840.22
FHMS K512 A2 DTD 12/01/2023 5.000% 11/01/2028	3137HBCF9	38,000,000.00	AA+	Aaa	12/11/23	12/21/23	38,354,844.00	4.78	158,333.33	38,331,113.65	37,624,672.86
FRESB 2024-SB112 A5F DTD 01/01/2024 4.740% 12/01/2028	30334WAA1	11,999,087.35	AA+	Aaa	01/23/24	01/31/24	12,011,002.44	4.72	47,396.40	12,010,444.73	11,754,554.47
FHMS K514 A2 DTD 02/01/2024 4.572% 12/01/2028	3137HBLV4	15,000,000.00	AA+	Aaa	02/01/24	02/08/24	15,149,985.00	4.34	57,150.00	15,143,510.46	14,618,549.85
FRESB 2024-SB113 A5F DTD 04/01/2024 5.020% 12/01/2028	30336BAA5	25,000,000.00	AA+	Aaa	04/16/24	04/25/24	24,790,750.00	5.23	104,583.33	24,791,421.18	24,742,631.50
FHMS K513 A2 DTD 01/01/2024 4.724% 12/01/2028	3137HBFY5	43,000,000.00	AA+	Aaa	01/10/24	01/18/24	43,429,527.00	4.50	169,276.67	43,406,686.90	42,155,115.36
FHMS K517 A2 DTD 03/01/2024 5.355% 01/01/2029	3137HC2C5	23,500,000.00	AA+	Aaa	03/05/24	03/14/24	24,204,671.00	4.66	104,868.75	24,187,350.91	23,628,954.14
FHMS K516 A2 DTD 03/01/2024 5.477% 01/01/2029	3137HBPM0	35,000,000.00	AA+	Aaa	02/29/24	03/07/24	36,049,895.00	4.78	159,745.83	36,020,605.38	35,357,044.10
FHMS K518 A2 DTD 03/01/2024 5.400% 01/01/2029	3137HC2L5	39,000,000.00	AA+	Aaa	03/19/24	03/28/24	39,941,655.00	4.83	175,500.00	39,925,061.82	39,283,207.47
FHMS K515 A2 DTD 02/01/2024 5.400% 01/01/2029	3137HBPD0	50,000,000.00	AA+	Aaa	02/14/24	02/22/24	51,347,000.00	4.78	225,000.00	51,300,038.59	50,341,617.50
FHMS K520 A2 DTD 04/01/2024 5.180% 03/01/2029	3137HCKV3	56,000,000.00	AA+	Aaa	04/23/24	04/30/24	56,227,304.00	5.09	241,733.33	56,227,304.00	55,964,214.88
FHLMC MULTIFAMILY STRUCTURED P DTD 12/01/2019 2.537% 10/01/2029	3137FQKC6	100,000,000.00	AA+	Aaa	03/21/24	03/25/24	89,953,125.00	4.60	211,416.67	90,116,896.77	87,829,824.00



**Managed Account Detail of Securities Held**

For the Month Ending **April 30, 2024**

**SAN BERNARDINO COUNTY - 76990800**

<b>Security Type/Description</b>	<b>Dated Date/Coupon/Maturity</b>	<b>CUSIP</b>	<b>Par</b>	<b>S&amp;P Rating</b>	<b>Moody's Rating</b>	<b>Trade Date</b>	<b>Settle Date</b>	<b>Original Cost</b>	<b>YTM at Cost</b>	<b>Accrued Interest</b>	<b>Amortized Cost</b>	<b>Market Value</b>
<b>Federal Agency Commercial Mortgage-Backed Security</b>												
FHMS K752 A2 DTD 08/01/2023 4.284% 07/01/2030		3137HAGZ3	25,000,000.00	AA+	Aaa	08/16/23	08/24/23	23,996,275.00	4.98	89,250.00	24,096,928.21	23,847,253.50
FRESB 2023-SB111 A7F DTD 11/01/2023 4.440% 09/01/2030		30334CAB3	15,000,000.00	AA+	Aaa	11/07/23	11/16/23	14,270,655.00	5.29	55,500.00	14,312,071.93	14,370,733.95
FNA 2023-M2 2A2 DTD 02/01/2023 2.914% 09/01/2030		3136BPWB3	17,000,000.00	AA+	Aaa	04/16/24	04/19/24	15,071,562.50	5.00	41,281.67	15,080,147.81	14,995,754.40
FHMS K753 A2 DTD 11/01/2023 4.400% 10/01/2030		3137HB2L7	82,000,000.00	AA+	Aaa	11/01/23	11/09/23	76,641,054.00	5.54	300,666.67	76,950,183.10	78,528,965.42
FHMS K514 A2 DTD 12/01/2023 4.940% 11/01/2030		3137HBC51	29,200,000.00	AA+	Aaa	03/27/24	04/02/24	29,732,671.88	4.62	120,206.67	29,727,079.73	28,802,613.99
FHMS K514 A2 DTD 12/01/2023 4.940% 11/01/2030		3137HBC51	125,775,000.00	AA+	Aaa	04/17/24	04/22/24	124,910,296.88	5.06	517,773.75	124,913,095.79	124,063,314.19
FRESB 2024-SB112 A7F DTD 01/01/2024 4.960% 12/01/2030		30334WAC7	12,495,812.10	AA+	Aaa	01/23/24	01/31/24	12,557,541.42	4.87	51,649.36	12,555,606.21	12,176,639.69
FHMS K126 A2 DTD 03/01/2021 2.074% 01/01/2031		3137FXVY4	77,500,000.00	AA+	Aaa	04/17/24	04/22/24	64,533,886.72	5.02	133,945.83	64,574,682.72	64,155,745.43
FHMS K127 A2 DTD 03/25/2021 2.108% 01/25/2031		3137FXZ35	50,000,000.00	AA+	Aaa	04/25/24	04/30/24	41,437,500.00	5.12	17,566.67	41,437,500.00	41,423,497.00
FHMS K755 A2 DTD 04/01/2024 5.203% 02/01/2031		3137HCH39	32,297,000.00	AA+	Aaa	04/04/24	04/11/24	33,037,182.65	4.81	140,034.41	33,032,066.45	32,325,277.32
FHMS K755 A2 DTD 04/01/2024 5.203% 02/01/2031		3137HCH39	36,600,000.00	AA+	Aaa	04/16/24	04/19/24	36,853,054.69	5.08	158,691.50	36,852,011.93	36,632,044.76
<b>Security Type Sub-Total</b>			<b>2,723,957,591.63</b>					<b>2,676,820,177.30</b>	<b>4.13</b>	<b>8,525,261.29</b>	<b>2,671,470,320.13</b>	<b>2,612,023,286.43</b>
<b>Federal Agency Bond / Note</b>												
FEDERAL FARM CREDIT BANK NOTES DTD 05/16/2022 2.625% 05/16/2024		3133ENWP1	40,000,000.00	AA+	Aaa	05/10/22	05/16/22	39,946,000.00	2.69	481,250.00	39,998,891.93	39,952,560.00
FHLMC (CALLABLE) NOTES DTD 05/20/2020 0.510% 05/20/2024		3134GVUY2	25,000,000.00	AA+	Aaa	05/12/20	05/20/20	25,000,000.00	0.51	57,020.83	25,000,000.00	24,935,325.00

**Managed Account Detail of Securities Held**

For the Month Ending **April 30, 2024**

**SAN BERNARDINO COUNTY - 76990800**

<b>Security Type/Description</b> <b>Dated Date/Coupon/Maturity</b>	<b>CUSIP</b>	<b>Par</b>	<b>S&amp;P Rating</b>	<b>Moody's Rating</b>	<b>Trade Date</b>	<b>Settle Date</b>	<b>Original Cost</b>	<b>YTM at Cost</b>	<b>Accrued Interest</b>	<b>Amortized Cost</b>	<b>Market Value</b>
<b>Federal Agency Bond / Note</b>											
FHLMC (CALLABLE) NOTES DTD 05/20/2020 0.500% 05/20/2024	3134GVXC7	25,000,000.00	AA+	Aaa	05/18/20	05/20/20	25,000,000.00	0.50	55,902.78	25,000,000.00	24,935,200.00
FEDERAL HOME LOAN BANK NOTES DTD 11/07/2022 4.875% 06/14/2024	3130ATVC8	50,000,000.00	AA+	Aaa	11/29/22	11/30/22	50,064,000.00	4.78	927,604.17	50,005,010.68	49,963,900.00
FEDERAL HOME LOAN BANK NOTES DTD 06/10/2022 2.750% 06/28/2024	3130ASDS5	50,000,000.00	AA+	Aaa	06/09/22	06/10/22	49,884,000.00	2.87	469,791.67	49,991,017.36	49,789,300.00
FEDERAL HOME LOAN BANK NOTES DTD 12/11/2023 5.315% 07/01/2024	3130AY3J3	100,000,000.00	AA+	Aaa	12/08/23	12/11/23	100,000,000.00	5.32	2,066,944.44	100,000,000.00	99,986,100.00
FANNIE MAE NOTES DTD 07/08/2019 1.750% 07/02/2024	3135G0V75	25,000,000.00	AA+	Aaa	07/08/19	07/09/19	24,781,000.00	1.94	144,618.06	24,992,539.56	24,846,150.00
FEDERAL HOME LOAN BANK NOTES DTD 07/08/2022 3.000% 07/08/2024	3130ASME6	25,000,000.00	AA+	Aaa	07/06/22	07/08/22	24,951,500.00	3.10	235,416.67	24,995,488.37	24,887,850.00
FEDERAL HOME LOAN BANK NOTES DTD 12/28/2023 5.115% 08/01/2024	3130AYC61	100,000,000.00	AA+	Aaa	12/27/23	12/28/23	100,000,000.00	5.12	1,278,750.00	100,000,000.00	99,904,000.00
FEDERAL HOME LOAN BANK NOTES DTD 08/15/2014 2.875% 09/13/2024	3130A2UW4	25,000,000.00	AA+	Aaa	09/23/19	09/24/19	26,450,750.00	1.65	95,833.34	25,107,847.60	24,768,950.00
FEDERAL HOME LOAN BANK NOTES DTD 08/15/2014 2.875% 09/13/2024	3130A2UW4	25,000,000.00	AA+	Aaa	09/25/19	09/26/19	26,433,325.00	1.67	95,833.34	25,106,669.72	24,768,950.00
FEDERAL HOME LOAN BANK NOTES (CALLABLE) DTD 06/17/2021 0.405% 09/17/2024	3130AMVF6	23,630,000.00	AA+	Aaa	03/27/23	03/28/23	22,243,627.90	4.58	11,696.85	23,272,475.47	23,181,384.45
FEDERAL HOME LOAN BANK NOTES (CALLABLE) DTD 06/23/2021 0.430% 09/23/2024	3130AMVV1	41,600,000.00	AA+	Aaa	03/27/23	03/28/23	39,142,272.00	4.59	63,601.78	40,946,109.06	40,780,438.40
FEDERAL FARM CREDIT BANK NOTES DTD 09/26/2022 4.250% 09/26/2024	3133ENP79	50,000,000.00	AA+	Aaa	09/22/22	09/26/22	49,996,000.00	4.25	206,597.22	49,999,190.15	49,764,050.00
FEDERAL HOME LOAN BANK NOTES DTD 10/28/2022 4.500% 10/03/2024	3130ATT31	75,000,000.00	AA+	Aaa	10/27/22	10/28/22	74,918,250.00	4.56	262,500.00	74,982,052.05	74,710,875.00

**Managed Account Detail of Securities Held**

For the Month Ending **April 30, 2024**

**SAN BERNARDINO COUNTY - 76990800**

<b>Security Type/Description</b>	<b>Dated Date/Coupon/Maturity</b>	<b>CUSIP</b>	<b>Par</b>	<b>S&amp;P Rating</b>	<b>Moody's Rating</b>	<b>Trade Date</b>	<b>Settle Date</b>	<b>Original Cost</b>	<b>YTM at Cost</b>	<b>Accrued Interest</b>	<b>Amortized Cost</b>	<b>Market Value</b>
<b>Federal Agency Bond / Note</b>												
FANNIE MAE NOTES DTD 10/18/2019 1.625% 10/15/2024		3135G0W66	25,000,000.00	AA+	Aaa	10/17/19	10/18/19	24,957,250.00	1.66	18,055.56	24,996,085.94	24,578,875.00
FEDERAL HOME LOAN BANKS DTD 04/10/2024 5.225% 11/01/2024		3130B0UC1	100,000,000.00	AA+	Aaa	04/09/24	04/10/24	100,000,000.00	5.23	304,791.67	100,000,000.00	99,903,000.00
FEDERAL HOME LOAN BANK DTD 04/08/2024 5.220% 11/04/2024		3130B0SX8	50,000,000.00	AA+	Aaa	04/05/24	04/08/24	50,000,000.00	5.22	166,750.00	50,000,000.00	49,949,650.00
FEDERAL HOME LOAN BANKS NOTES DTD 04/17/2024 5.300% 11/14/2024		3130B0Y78	100,000,000.00	AA+	Aaa	04/15/24	04/17/24	100,000,000.00	5.30	206,111.11	100,000,000.00	99,937,100.00
FEDERAL FARM CREDIT BANK NOTES DTD 11/18/2022 4.500% 11/18/2024		3133ENZ94	50,000,000.00	AA+	Aaa	11/16/22	11/16/22	49,947,000.00	4.56	1,018,750.00	49,985,466.58	49,752,850.00
FFCB NOTES DTD 11/18/2021 0.875% 11/18/2024		3133ENEJ5	75,000,000.00	AA+	Aaa	11/15/21	11/18/21	74,913,750.00	0.91	297,135.42	74,984,182.25	73,184,175.00
FEDERAL HOME LOAN BANK NOTES DTD 11/06/2014 2.750% 12/13/2024		3130A3GE8	10,000,000.00	AA+	Aaa	12/04/19	12/05/19	10,515,630.00	1.68	105,416.67	10,063,505.38	9,839,620.00
FEDERAL HOME LOAN BANK NOTES DTD 11/06/2014 2.750% 12/13/2024		3130A3GE8	25,000,000.00	AA+	Aaa	12/03/19	12/05/19	26,384,500.00	1.60	263,541.67	25,170,516.08	24,599,050.00
FEDERAL HOME LOAN BANK NOTES DTD 11/06/2014 2.750% 12/13/2024		3130A3GE8	25,000,000.00	AA+	Aaa	12/04/19	12/05/19	26,287,500.00	1.68	263,541.67	25,158,569.48	24,599,050.00
FEDERAL HOME LOAN BANK NOTES DTD 12/22/2021 1.000% 12/20/2024		3130AOF40	25,000,000.00	AA+	Aaa	07/20/22	07/21/22	23,641,500.00	3.36	90,972.22	24,641,528.31	24,317,175.00
FEDERAL HOME LOAN BANK NOTES DTD 12/22/2021 1.000% 12/20/2024		3130AOF40	25,000,000.00	AA+	Aaa	07/20/22	07/21/22	23,665,000.00	3.32	90,972.22	24,647,729.33	24,317,175.00
FFCB NOTES DTD 01/11/2022 1.125% 01/06/2025		3133ENKS8	38,000,000.00	AA+	Aaa	01/06/22	01/11/22	37,914,500.00	1.20	136,562.50	37,980,407.88	36,922,092.00
FANNIE MAE NOTES DTD 01/10/2020 1.625% 01/07/2025		3135G0X24	75,000,000.00	AA+	Aaa	01/08/20	01/10/20	74,760,750.00	1.69	385,937.50	74,967,076.89	73,116,525.00
FREDDIE MAC NOTES DTD 02/14/2020 1.500% 02/12/2025		3137EAEP0	50,000,000.00	AA+	Aaa	02/13/20	02/14/20	49,961,500.00	1.52	164,583.33	49,993,945.48	48,544,600.00

**Managed Account Detail of Securities Held**

For the Month Ending **April 30, 2024**

**SAN BERNARDINO COUNTY - 76990800**

<b>Security Type/Description</b>	<b>CUSIP</b>	<b>Par</b>	<b>S&amp;P Rating</b>	<b>Moody's Rating</b>	<b>Trade Date</b>	<b>Settle Date</b>	<b>Original Cost</b>	<b>YTM at Cost</b>	<b>Accrued Interest</b>	<b>Amortized Cost</b>	<b>Market Value</b>
<b>Federal Agency Bond / Note</b>											
FEDERAL FARM CREDIT BANK NOTES DTD 02/15/2022 1.750% 02/14/2025	3133ENPG9	30,000,000.00	AA+	Aaa	02/10/22	02/15/22	29,919,900.00	1.84	112,291.67	29,978,859.45	29,177,550.00
FFCB BONDS DTD 02/21/2023 4.750% 02/21/2025	3133EPBH7	75,000,000.00	AA+	Aaa	04/12/23	04/13/23	75,747,750.00	4.18	692,708.33	75,325,491.18	74,653,425.00
FEDERAL HOME LOAN BANKS NOTES DTD 03/03/2023 5.000% 02/28/2025	3130AV7L0	23,000,000.00	AA+	Aaa	03/02/23	03/03/23	22,969,640.00	5.07	201,250.00	22,987,363.90	22,937,049.00
FEDERAL HOME LOAN BANKS NOTES DTD 02/17/2015 2.375% 03/14/2025	3130A4CH3	25,840,000.00	AA+	Aaa	12/05/19	12/06/19	26,658,094.40	1.74	80,121.94	25,974,719.96	25,199,555.60
FFCB BONDS DTD 03/28/2023 4.000% 03/28/2025	3133EPER2	50,000,000.00	AA+	Aaa	03/27/23	03/28/23	49,786,400.00	4.23	183,333.33	49,903,280.98	49,426,200.00
FANNIE MAE NOTES DTD 04/24/2020 0.625% 04/22/2025	3135G03U5	50,000,000.00	AA+	Aaa	04/22/20	04/24/20	49,897,000.00	0.67	7,812.50	49,979,896.93	47,804,000.00
FHLMC (CALLABLE) NOTES DTD 05/06/2020 0.700% 05/06/2025	3134GVPR3	25,000,000.00	AA+	Aaa	04/27/20	05/06/20	25,000,000.00	0.70	85,069.44	25,000,000.00	23,877,650.00
FEDERAL HOME LOAN BANKS NOTES DTD 06/12/2023 4.625% 06/06/2025	3130AWER7	41,000,000.00	AA+	Aaa	06/09/23	06/12/23	40,965,970.00	4.67	763,767.36	40,981,177.89	40,708,367.00
FANNIE MAE NOTES DTD 06/19/2020 0.500% 06/17/2025	3135G04Z3	50,000,000.00	AA+	Aaa	06/17/20	06/19/20	49,896,500.00	0.54	93,055.56	49,976,621.71	47,407,400.00
FREDDIE MAC NOTES DTD 07/23/2020 0.375% 07/21/2025	3137EAEU9	45,000,000.00	AA+	Aaa	07/21/20	07/23/20	44,775,900.00	0.48	46,875.00	44,945,203.62	42,431,940.00
FANNIE MAE NOTES DTD 08/27/2020 0.375% 08/25/2025	3135G05X7	50,000,000.00	AA+	Aaa	08/25/20	08/27/20	49,766,000.00	0.47	34,375.00	49,938,292.76	46,933,550.00
FREDDIE MAC (CALLABLE) NOTES DTD 09/02/2020 0.550% 09/02/2025	3134GWA22	19,900,000.00	AA+	Aaa	09/02/20	09/03/20	19,900,000.00	0.55	17,937.64	19,900,000.00	18,706,497.50
FEDERAL HOME LOAN BANK NOTES DTD 09/11/2020 0.375% 09/04/2025	3130AK5E2	14,000,000.00	AA+	Aaa	09/10/20	09/11/20	13,958,000.00	0.44	8,312.50	13,988,663.00	13,125,672.00
FREDDIE MAC NOTES DTD 09/25/2020 0.375% 09/23/2025	3137EAEX3	20,000,000.00	AA+	Aaa	09/23/20	09/25/20	19,939,800.00	0.44	7,916.67	19,983,167.76	18,703,600.00

**Managed Account Detail of Securities Held**

For the Month Ending **April 30, 2024**

**SAN BERNARDINO COUNTY - 76990800**

<b>Security Type/Description Dated Date/Coupon/Maturity</b>	<b>CUSIP</b>	<b>Par</b>	<b>S&amp;P Rating</b>	<b>Moody's Rating</b>	<b>Trade Date</b>	<b>Settle Date</b>	<b>Original Cost</b>	<b>YTM at Cost</b>	<b>Accrued Interest</b>	<b>Amortized Cost</b>	<b>Market Value</b>
<b>Federal Agency Bond / Note</b>											
FANNIE MAE NOTES DTD 11/12/2020 0.500% 11/07/2025	3135G06G3	45,000,000.00	AA+	Aaa	11/09/20	11/12/20	44,838,900.00	0.57	108,750.00	44,950,900.33	41,951,475.00
FEDERAL HOME LOAN BANK NOTES (CALLABLE) DTD 02/24/2021 0.750% 02/24/2026	3130ALCV4	58,700,000.00	AA+	Aaa	01/25/23	01/26/23	53,019,014.00	4.13	81,935.42	55,346,955.82	54,173,056.00
FEDERAL HOME LOAN BANK NOTES DTD 03/01/2023 4.500% 03/13/2026	3130AV6J6	50,000,000.00	AA+	Aaa	04/05/23	04/06/23	51,022,500.00	3.76	300,000.00	50,649,554.57	49,440,600.00
FEDERAL HOME LOAN BANKS NOTES DTD 05/10/2019 2.500% 06/12/2026	3130AGFP5	49,535,000.00	AA+	Aaa	04/10/23	04/11/23	47,420,499.46	3.95	478,150.35	48,125,332.97	47,034,225.53
FEDERAL HOME LOAN BANK NOTES (CALLABLE) DTD 09/29/2021 0.900% 06/29/2026	3130ANXZ8	50,000,000.00	AA+	Aaa	04/24/23	04/25/23	45,152,500.00	4.19	152,500.00	46,705,704.13	45,692,400.00
FFCB BONDS DTD 08/14/2023 4.500% 08/14/2026	3133EPSW6	50,000,000.00	AA+	Aaa	08/09/23	08/14/23	49,885,000.00	4.58	481,250.00	49,912,385.95	49,434,700.00
FEDERAL HOME LOAN BANK NOTES (CALLABLE) DTD 09/23/2021 1.030% 09/30/2026	3130APAZ8	50,000,000.00	AA+	Aaa	04/26/23	04/27/23	45,375,000.00	3.94	44,347.22	46,741,813.10	45,410,350.00
FEDERAL HOME LOAN BANK NOTES (CALLABLE) DTD 10/26/2021 1.250% 10/26/2026	3130APJ55	34,770,000.00	AA+	Aaa	02/06/23	02/07/23	31,226,937.00	4.24	6,036.46	32,399,254.82	31,676,130.63
FEDERAL HOME LOAN BANK NOTES (CALLABLE) DTD 10/26/2021 1.250% 10/26/2026	3130APJ55	48,940,000.00	AA+	Aaa	01/23/23	01/24/23	44,101,057.50	4.12	8,496.53	45,735,215.32	44,585,269.86
FEDERAL HOME LOAN BANK NOTES (CALLABLE) DTD 11/23/2021 1.500% 11/23/2026	3130APVJ1	50,000,000.00	AA+	Aaa	02/13/23	02/14/23	45,055,000.00	4.37	329,166.67	46,641,132.08	45,743,800.00
FANNIE MAE NOTES (CALLABLE) DTD 12/18/2020 0.875% 12/18/2026	3135G06L2	44,500,000.00	AA+	Aaa	12/08/22	12/09/22	39,102,150.00	4.18	143,852.43	40,971,201.46	39,936,480.50
FEDERAL HOME LOAN BANK NOTES DTD 12/22/2021 1.250% 12/21/2026	3130AQF65	50,000,000.00	AA+	Aaa	11/30/22	12/01/22	44,534,000.00	4.21	225,694.44	46,442,117.49	45,455,850.00

**Managed Account Detail of Securities Held**

For the Month Ending **April 30, 2024**

**SAN BERNARDINO COUNTY - 76990800**

<b>Security Type/Description Dated Date/Coupon/Maturity</b>	<b>CUSIP</b>	<b>Par</b>	<b>S&amp;P Rating</b>	<b>Moody's Rating</b>	<b>Trade Date</b>	<b>Settle Date</b>	<b>Original Cost</b>	<b>YTM at Cost</b>	<b>Accrued Interest</b>	<b>Amortized Cost</b>	<b>Market Value</b>
<b>Federal Agency Bond / Note</b>											
FEDERAL HOME LOAN BANK NOTES (CALLABLE) DTD 12/30/2020 0.600% 12/30/2026	3130AKK88	39,805,000.00	AA+	Aaa	04/03/23	04/04/23	35,003,322.85	4.11	80,273.42	36,384,771.69	35,421,275.35
FEDERAL HOME LOAN BANKS NOTES DTD 01/29/2024 4.130% 01/15/2027	3130AYPN0	10,000,000.00	AA+	Aaa	01/26/24	01/29/24	9,977,500.00	4.21	105,544.44	9,979,333.50	9,791,420.00
FEDERAL HOME LOAN BANK NOTES (CALLABLE) DTD 02/26/2021 1.000% 02/26/2027	3130ALDA9	22,500,000.00	AA+	Aaa	01/31/23	02/01/23	19,931,625.00	4.07	40,625.00	20,718,038.61	20,131,920.00
FEDERAL HOME LOAN BANK NOTES (CALLABLE) DTD 02/26/2021 1.115% 02/26/2027	3130ALGL2	25,000,000.00	AA+	Aaa	01/24/23	01/25/23	22,305,500.00	4.00	50,329.86	23,139,297.05	22,443,250.00
FHLB NOTES (CALLABLE) DTD 02/26/2021 0.920% 02/26/2027	3130ALCE2	25,000,000.00	AA+	Aaa	02/03/23	02/06/23	22,095,000.00	4.06	41,527.78	22,977,680.62	22,317,000.00
FEDERAL HOME LOAN BANK NOTES (CALLABLE) DTD 02/26/2021 1.115% 02/26/2027	3130ALGL2	25,510,000.00	AA+	Aaa	01/31/23	02/01/23	22,673,288.00	4.11	51,356.59	23,541,864.02	22,901,092.30
FEDERAL HOME LOAN BANK NOTES (CALLABLE) DTD 02/26/2021 0.900% 02/26/2027	3130AL5A8	37,400,000.00	AA+	Aaa	01/05/23	01/06/23	32,493,120.00	4.40	60,775.00	34,054,104.97	33,366,858.80
FEDERAL HOME LOAN BANKS DTD 04/11/2024 4.750% 04/09/2027	3130B0TY5	20,000,000.00	AA+	Aaa	04/10/24	04/11/24	19,947,200.00	4.85	52,777.78	19,948,097.23	19,914,800.00
FEDERAL FARM CREDIT BANK NOTES DTD 01/06/2023 4.000% 01/06/2028	3133EN5N6	50,000,000.00	AA+	Aaa	01/03/23	01/06/23	49,915,000.00	4.04	638,888.89	49,937,390.47	48,629,400.00
FEDERAL HOME LOAN BANKS NOTES DTD 07/14/2023 4.000% 06/30/2028	3130AWN63	15,000,000.00	AA+	Aaa	07/13/23	07/14/23	14,960,100.00	4.06	201,666.67	14,966,526.25	14,573,145.00
FFCB NOTES (CALLABLE) DTD 09/20/2021 1.300% 09/20/2028	3133EM5P3	33,652,000.00	AA+	Aaa	04/10/23	04/11/23	29,326,035.40	3.95	49,823.66	30,165,563.97	28,980,025.54
FANNIE MAE NOTES (CALLABLE) DTD 09/25/2020 0.810% 09/25/2028	3136G43D3	25,000,000.00	AA+	Aaa	04/03/23	04/04/23	21,244,500.00	3.88	20,250.00	21,982,086.96	21,042,275.00

**Managed Account Detail of Securities Held**

For the Month Ending **April 30, 2024**

**SAN BERNARDINO COUNTY - 76990800**

Security Type/Description Dated Date/Coupon/Maturity	CUSIP	Par	S&P Rating	Moody's Rating	Trade Date	Settle Date	Original Cost	YTM at Cost	Accrued Interest	Amortized Cost	Market Value
<b>Security Type Sub-Total</b>		<b>2,782,282,000.00</b>					<b>2,711,545,308.51</b>	<b>3.41</b>	<b>16,055,328.24</b>	<b>2,733,265,368.07</b>	<b>2,681,875,225.46</b>
<b>Corporate Note</b>											
JOHN DEERE CAPITAL CORP CORPORATE NOTES DTD 06/10/2021 0.450% 06/07/2024	24422EVQ9	30,000,000.00	A	A1	06/07/21	06/10/21	29,962,500.00	0.49	54,000.00	29,998,730.56	29,853,420.00
TOYOTA MOTOR CREDIT CORP CORPORATE NOTES DTD 06/18/2021 0.500% 06/18/2024	89236TJH9	15,000,000.00	A+	A1	06/15/21	06/18/21	14,982,150.00	0.54	27,708.33	14,999,218.25	14,900,925.00
TOTOTA MOTOR CREDIT CORP NOTE (FLOAT) DTD 06/18/2021 5.570% 06/18/2024	89236TJJ5	20,000,000.00	A+	A1	06/15/21	06/18/21	20,000,000.00	0.27	136,277.77	20,000,000.00	20,001,880.00
JOHN DEERE CAPITAL CORP CORPORATE NOTES DTD 09/10/2021 0.625% 09/10/2024	24422EVU0	15,000,000.00	A	A1	09/07/21	09/10/21	14,990,250.00	0.65	13,281.25	14,998,825.73	14,736,105.00
TOYOTA MOTOR CREDIT CORP CORPORATE NOTES DTD 09/13/2021 0.625% 09/13/2024	89236TJN6	40,000,000.00	A+	A1	09/08/21	09/13/21	39,981,200.00	0.64	33,333.33	39,997,684.31	39,270,640.00
JOHN DEERE CAPITAL CORP CORPORATE NOTES DTD 10/11/2022 4.550% 10/11/2024	24422EWM7	15,000,000.00	A	A1	10/05/22	10/11/22	14,990,400.00	4.58	37,916.67	14,997,859.37	14,928,855.00
BANK OF NY MELLON CORP (CALLABLE) CORPOR DTD 10/25/2021 0.850% 10/25/2024	06406RAX5	50,000,000.00	A	A1	10/20/21	10/25/21	49,967,500.00	0.87	7,083.33	49,994,751.37	48,866,150.00
BANK OF NY MELLON CORP FLT NOTES (CALLAB DTD 10/25/2021 5.522% 10/25/2024	06406RAY3	50,000,000.00	A	A1	10/20/21	10/25/21	50,000,000.00	0.25	45,930.57	50,000,000.00	49,988,950.00
AMAZON.COM INC CORPORATE NOTES DTD 12/01/2022 4.700% 11/29/2024	023135CM6	25,000,000.00	AA	A1	11/29/22	12/01/22	24,983,250.00	4.74	496,111.11	24,995,128.94	24,891,150.00
JOHN DEERE CAPITAL CORP CORPORATE NOTES DTD 01/10/2022 1.250% 01/10/2025	24422EVY2	10,000,000.00	A	A1	01/04/22	01/10/22	9,995,300.00	1.27	38,541.67	9,998,910.77	9,717,560.00

**Managed Account Detail of Securities Held**

For the Month Ending **April 30, 2024**

**SAN BERNARDINO COUNTY - 76990800**

<b>Security Type/Description</b>	<b>Dated Date/Coupon/Maturity</b>	<b>CUSIP</b>	<b>Par</b>	<b>S&amp;P Rating</b>	<b>Moody's Rating</b>	<b>Trade Date</b>	<b>Settle Date</b>	<b>Original Cost</b>	<b>YTM at Cost</b>	<b>Accrued Interest</b>	<b>Amortized Cost</b>	<b>Market Value</b>
<b>Corporate Note</b>												
TOYOTA MOTOR CREDIT CORP CORPORATE NOTES DTD 01/12/2023 4.800% 01/10/2025		89236TKN4	15,000,000.00	A+	A1	01/09/23	01/12/23	14,993,550.00	4.82	222,000.00	14,997,752.67	14,934,630.00
JOHN DEERE CAPITAL CORP CORPORATE NOTES DTD 03/07/2022 2.125% 03/07/2025		24422EWB1	7,000,000.00	A	A1	03/02/22	03/07/22	6,996,990.00	2.14	22,312.50	6,999,148.63	6,807,976.00
AMAZON.COM INC CORPORATE NOTES DTD 04/13/2022 3.000% 04/13/2025		023135CE4	50,000,000.00	AA	A1	04/11/22	04/13/22	49,920,500.00	3.06	75,000.00	49,974,829.84	48,821,300.00
BANK OF NY MELLON CORP (CALLABLE) CORP N DTD 04/26/2022 3.350% 04/25/2025		06406RBC0	50,000,000.00	A	A1	04/19/22	04/26/22	49,993,000.00	3.36	27,916.67	49,997,705.02	48,995,000.00
JOHN DEERE CAPITAL CORP CORPORATE NOTES DTD 06/08/2023 4.950% 06/06/2025		24422EWW5	5,000,000.00	A	A1	06/05/23	06/08/23	4,997,200.00	4.98	99,687.50	4,998,459.81	4,975,670.00
BANK OF NY MELLON CORP CORP NOTES (CALLA) DTD 06/13/2022 3.430% 06/13/2025		06406RBF3	20,000,000.00	A	A1	06/08/22	06/13/22	20,000,000.00	3.43	262,966.67	20,000,000.00	19,918,600.00
MET TOWER GLOBAL FUNDING NOTES DTD 06/13/2022 3.700% 06/13/2025		58989V2E3	35,000,000.00	AA-	Aa3	06/06/22	06/13/22	34,965,700.00	3.73	496,416.67	34,987,231.39	34,307,175.00
TOYOTA MOTOR CREDIT CORP CORPORATE NOTES DTD 06/30/2022 3.950% 06/30/2025		89236TKC8	15,000,000.00	A+	A1	06/27/22	06/30/22	14,985,750.00	3.98	199,145.83	14,994,474.22	14,748,765.00
JOHN DEERE CAPITAL CORP CORPORATE NOTES DTD 09/08/2022 4.050% 09/08/2025		24422EWJ4	7,000,000.00	A	A1	09/06/22	09/08/22	6,996,500.00	4.07	41,737.50	6,998,419.25	6,882,918.00
WALMART INC CORPORATE NOTES DTD 09/09/2022 3.900% 09/09/2025		931142EW9	5,000,000.00	AA	Aa2	09/06/22	09/09/22	4,996,500.00	3.93	28,166.67	4,998,416.06	4,913,595.00
NESTLE HOLDINGS INC CORP NOTE DTD 09/13/2022 4.000% 09/12/2025		641062BA1	5,000,000.00	AA-	Aa3	09/06/22	09/13/22	4,998,350.00	4.01	27,222.22	4,999,248.08	4,905,590.00



**Managed Account Detail of Securities Held**

For the Month Ending **April 30, 2024**

**SAN BERNARDINO COUNTY - 76990800**

<b>Security Type/Description</b>	<b>CUSIP</b>	<b>Par</b>	<b>S&amp;P Rating</b>	<b>Moody's Rating</b>	<b>Trade Date</b>	<b>Settle Date</b>	<b>Original Cost</b>	<b>YTM at Cost</b>	<b>Accrued Interest</b>	<b>Amortized Cost</b>	<b>Market Value</b>
<b>Corporate Note</b>											
TOYOTA MOTOR CREDIT CORP CORP NOTES DTD 11/10/2022 5.400% 11/10/2025	89236TKK0	25,000,000.00	A+	A1	11/07/22	11/10/22	24,970,500.00	5.44	641,250.00	24,984,980.84	25,006,875.00
BANK OF NY MELLON (CALLABLE) NOTES DTD 11/22/2022 5.224% 11/21/2025	06405LAC5	5,000,000.00	AA-	Aa2	11/15/22	11/22/22	5,000,000.00	5.22	116,088.89	5,000,000.00	4,980,905.00
AMAZON.COM INC CORPORATE NOTES DTD 12/01/2022 4.600% 12/01/2025	023135CN4	25,000,000.00	AA	A1	11/29/22	12/01/22	24,998,500.00	4.60	479,166.67	24,999,207.57	24,738,125.00
MET LIFE GLOB FUNDING I NOTES DTD 01/06/2023 5.000% 01/06/2026	592179KD6	15,000,000.00	AA-	Aa3	01/03/23	01/06/23	15,000,000.00	5.00	239,583.33	15,000,000.00	14,878,800.00
JOHN DEERE CAPITAL CORP CORPORATE NOTES DTD 01/09/2023 4.800% 01/09/2026	24422EWP0	15,000,000.00	A	A1	01/03/23	01/09/23	14,992,950.00	4.82	224,000.00	14,996,024.73	14,894,400.00
WELLS FARGO BANK NA CORPORATE NOTES (CAL DTD 01/23/2024 4.811% 01/15/2026	94988J6H5	30,000,000.00	A+	Aa2	01/16/24	01/23/24	30,000,000.00	4.81	392,898.33	30,000,000.00	29,626,350.00
PROCTER & GAMBLE CO/THE CORPORATE NOTES DTD 01/26/2023 4.100% 01/26/2026	742718FY0	10,000,000.00	AA-	Aa3	01/23/23	01/26/23	9,993,300.00	4.12	108,194.44	9,996,118.16	9,824,530.00
DEERE & COMPANY CAPITAL CORP NOTE DTD 03/07/2024 4.950% 03/06/2026	24422EXK0	10,000,000.00	A	A1	03/04/24	03/07/24	9,996,100.00	4.97	74,250.00	9,996,378.79	9,941,800.00
WALMART INC CORPORATE NOTES (CALLABLE) DTD 04/18/2023 4.000% 04/15/2026	931142FA6	15,000,000.00	AA	Aa2	04/12/23	04/18/23	14,993,400.00	4.02	26,666.67	14,995,688.56	14,704,215.00
APPLE INC CORP NOTES (CALLABLE) DTD 05/10/2023 4.421% 05/08/2026	037833ES5	30,000,000.00	AA+	Aaa	05/08/23	05/10/23	30,000,000.00	4.42	637,360.83	30,000,000.00	29,614,200.00
TOYOTA MOTOR CREDIT CORP CORP NOTES DTD 05/18/2023 4.450% 05/18/2026	89236TKT1	25,000,000.00	A+	A1	05/15/23	05/18/23	24,985,500.00	4.47	503,715.28	24,990,117.24	24,571,550.00

**Managed Account Detail of Securities Held**

For the Month Ending **April 30, 2024**

**SAN BERNARDINO COUNTY - 76990800**

<b>Security Type/Description</b> <b>Dated Date/Coupon/Maturity</b>	<b>CUSIP</b>	<b>Par</b>	<b>S&amp;P Rating</b>	<b>Moody's Rating</b>	<b>Trade Date</b>	<b>Settle Date</b>	<b>Original Cost</b>	<b>YTM at Cost</b>	<b>Accrued Interest</b>	<b>Amortized Cost</b>	<b>Market Value</b>
<b>Corporate Note</b>											
JOHN DEERE CAPITAL CORP CORPORATE NOTES DTD 06/08/2023 4.750% 06/08/2026	24422EWX3	5,000,000.00	A	A1	06/05/23	06/08/23	4,997,100.00	4.77	94,340.28	4,997,967.88	4,945,070.00
WELLS FARGO CORP NOTES (CALLABLE) DTD 12/11/2023 5.254% 12/11/2026	94988J6F9	40,000,000.00	A+	Aa2	12/04/23	12/11/23	40,000,000.00	5.25	817,288.89	40,000,000.00	39,812,320.00
MET TOWER GLOBAL FUNDING NOTES DTD 01/16/2024 4.850% 01/16/2027	58989V2G8	20,000,000.00	AA-	Aa3	01/10/24	01/16/24	19,982,800.00	4.88	282,916.67	19,984,362.67	19,725,660.00
DEERE & COMPANY CAPITAL CORP NOTE DTD 03/07/2024 4.850% 03/05/2027	24422EXM6	10,000,000.00	A	A1	03/04/24	03/07/24	9,990,700.00	4.88	72,750.00	9,991,133.00	9,914,150.00
<b>Security Type Sub-Total</b>		<b>764,000,000.00</b>					<b>763,597,440.00</b>	<b>3.17</b>	<b>7,103,226.54</b>	<b>763,858,773.71</b>	<b>754,545,804.00</b>
<b>Commercial Paper</b>											
TOYOTA MOTOR CREDIT CORP COMM PAPER DTD 11/01/2023 0.000% 05/01/2024	89233GE10	50,000,000.00	A-1+	P-1	11/01/23	11/02/23	48,604,791.67	5.71	0.00	50,000,000.00	49,992,500.00
MICROSOFT CORP COMM PAPER DTD 11/27/2023 0.000% 05/01/2024	59515ME19	50,000,000.00	A-1+	P-1	11/27/23	11/28/23	48,850,416.67	5.47	0.00	50,000,000.00	49,992,550.00
MICROSOFT CORP COMM PAPER DTD 11/27/2023 0.000% 05/01/2024	59515ME19	50,000,000.00	A-1+	P-1	01/03/24	01/04/24	49,137,944.44	5.35	0.00	50,000,000.00	49,992,550.00
CREDIT AGRICOLE CIB NY COMM PAPER DTD 11/02/2023 0.000% 05/01/2024	22533TE10	107,000,000.00	A-1	P-1	04/30/24	04/30/24	106,984,276.94	5.29	0.00	107,000,000.00	106,985,020.00
COOPERATIEVE RABOBANK UA COMM PAPER DTD 04/30/2024 0.000% 05/01/2024	21687AE17	175,000,000.00	A-1	P-1	04/30/24	04/30/24	174,974,236.11	5.30	0.00	175,000,000.00	174,974,236.12
METLIFE SHORT TERM FUNDING COMM PAPER DTD 11/27/2023 0.000% 05/02/2024	59157TE25	50,000,000.00	A-1+	P-1	11/27/23	11/29/23	48,837,500.00	5.53	0.00	49,992,500.00	49,984,900.00
CHARIOT FUNDING LLC COMM PAPER DTD 02/01/2024 0.000% 05/24/2024	15963TE08	50,000,000.00	A-1	P-1	02/01/24	02/01/24	49,171,333.33	5.37	0.00	49,831,333.33	49,816,550.00

**Managed Account Detail of Securities Held**

For the Month Ending **April 30, 2024**

**SAN BERNARDINO COUNTY - 76990800**

<b>Security Type/Description</b> <b>Dated Date/Coupon/Maturity</b>	<b>CUSIP</b>	<b>Par</b>	<b>S&amp;P Rating</b>	<b>Moody's Rating</b>	<b>Trade Date</b>	<b>Settle Date</b>	<b>Original Cost</b>	<b>YTM at Cost</b>	<b>Accrued Interest</b>	<b>Amortized Cost</b>	<b>Market Value</b>
<b>Commercial Paper</b>											
CHARTA LLC COMM PAPER DTD 02/05/2024 0.000% 05/24/2024	16115VEQ8	50,000,000.00	A-1	P-1	02/05/24	02/05/24	49,199,152.78	5.38	0.00	49,831,013.89	49,818,750.00
METLIFE SHORT TERM FUNDING COMM PAPER DTD 12/06/2019 0.000% 06/03/2024	59157TF32	50,000,000.00	A-1+	P-1	01/08/24	01/09/24	48,941,500.00	5.33	0.00	49,760,750.00	49,743,650.00
TOYOTA MOTOR CREDIT CORP COMM PAPER DTD 11/08/2023 0.000% 06/03/2024	89233GF35	50,000,000.00	A-1+	P-1	02/06/24	02/06/24	49,131,388.89	5.39	0.00	49,757,083.33	49,744,950.00
CHARIOT FUNDING LLC COMM PAPER DTD 02/29/2024 0.000% 06/03/2024	15963TF38	50,000,000.00	A-1	P-1	02/29/24	02/29/24	49,296,736.11	5.41	0.00	49,755,708.33	49,740,100.00
CHARIOT FUNDING LLC COMM PAPER DTD 02/29/2024 0.000% 06/03/2024	15963TF38	50,000,000.00	A-1	P-1	03/04/24	03/04/24	49,326,347.22	5.40	0.00	49,755,708.33	49,740,100.00
CAFCO LLC COMM PAPER DTD 02/29/2024 0.000% 06/12/2024	1247P2FC3	50,000,000.00	A-1	P-1	02/29/24	02/29/24	49,234,444.44	5.38	0.00	49,690,833.33	49,672,550.00
JOHNSON & JOHNSON COMM PAPER DTD 03/01/2024 0.000% 07/01/2024	47816FG13	50,000,000.00	A-1+	P-1	03/01/24	03/01/24	49,112,111.11	5.33	0.00	49,556,055.56	49,538,500.00
JUPITER SEC CO LLC COMM PAPER -- 0.000% 07/08/2024	4820P2G82	50,000,000.00	A-1	P-1	03/26/24	03/27/24	49,237,513.89	5.41	0.00	49,496,611.11	49,474,050.00
TOYOTA MOTOR CREDIT CORP COMM PAPER DTD 03/06/2024 0.000% 07/09/2024	89233GG91	50,000,000.00	A-1+	P-1	03/06/24	03/06/24	49,083,333.33	5.38	0.00	49,494,000.00	49,477,600.00
CHARIOT FUNDING LLC COMM PAPER DTD 03/27/2024 0.000% 07/10/2024	15963TGA1	50,000,000.00	A-1	P-1	03/26/24	03/27/24	49,222,708.33	5.41	0.00	49,481,805.55	49,457,250.00
TOYOTA MOTOR CREDIT CORP COMM PAPER DTD 01/10/2024 0.000% 08/01/2024	89233GH17	40,000,000.00	A-1+	P-1	01/09/24	01/10/24	38,821,333.33	5.36	0.00	39,468,444.44	39,447,400.00
JOHNSON & JOHNSON COMM PAPER DTD 03/04/2024 0.000% 08/01/2024	47816FH12	50,000,000.00	A-1+	P-1	03/01/24	03/04/24	48,920,833.33	5.29	0.00	49,338,111.11	49,309,900.00
METLIFE SHORT TERM FUND COMM PAPER DTD 04/02/2024 0.000% 08/02/2024	59157TH22	50,000,000.00	A-1+	P-1	04/01/24	04/02/24	49,108,722.22	5.36	0.00	49,320,583.33	49,292,250.00

**Managed Account Detail of Securities Held**

For the Month Ending **April 30, 2024**

**SAN BERNARDINO COUNTY - 76990800**

<b>Security Type/Description</b> <b>Dated Date/Coupon/Maturity</b>	<b>CUSIP</b>	<b>Par</b>	<b>S&amp;P Rating</b>	<b>Moody's Rating</b>	<b>Trade Date</b>	<b>Settle Date</b>	<b>Original Cost</b>	<b>YTM at Cost</b>	<b>Accrued Interest</b>	<b>Amortized Cost</b>	<b>Market Value</b>
<b>Commercial Paper</b>											
CRC FUNDING LLC COMM PAPER DTD 03/25/2024 0.000% 08/07/2024	12619TH72	50,000,000.00	A-1	P-1	03/25/24	03/25/24	49,002,500.00	5.43	0.00	49,275,888.89	49,248,200.00
METLIFE SHORT TERM FUND COMM PAPER DTD 04/02/2024 0.000% 08/07/2024	59157TH71	50,000,000.00	A-1+	P-1	04/01/24	04/02/24	49,072,194.44	5.36	0.00	49,284,055.55	49,254,700.00
CHARIOT FUNDING LLC COMM PAPER DTD 04/17/2024 0.000% 08/21/2024	15963THM4	50,000,000.00	A-1	P-1	04/16/24	04/17/24	49,060,250.00	5.47	0.00	49,164,666.67	49,136,200.00
BOFA SECURITIES INC COMM PAPER DTD 12/08/2023 0.000% 09/03/2024	06054NJ36	50,000,000.00	A-1	NR	12/08/23	12/08/23	47,986,250.00	5.60	0.00	49,067,708.33	49,052,950.00
METLIFE SHORT TERM FUND COMM PAPER DTD 03/05/2020 0.000% 09/03/2024	59157TJ38	60,860,000.00	A-1+	P-1	04/08/24	04/09/24	59,555,313.75	5.37	0.00	59,750,572.92	59,706,033.54
CHARIOT FUNDING LLC COMM PAPER DTD 04/26/2024 0.000% 09/09/2024	15963TJ91	50,000,000.00	A-1	P-1	04/26/24	04/26/24	48,983,777.78	5.49	0.00	49,021,138.89	48,991,000.00
TOYOTA MOTOR CREDIT CORP COMM PAPER DTD 01/06/2024 0.000% 10/01/2024	89233GK13	50,000,000.00	A-1+	P-1	04/25/24	04/26/24	48,834,750.00	5.44	0.00	48,871,625.00	48,871,100.00
METLIFE SHORT TERM FUND COMM PAPER DTD 04/15/2023 0.000% 11/01/2024	59157TL19	51,730,000.00	A-1+	P-1	04/15/24	04/15/24	50,224,082.22	5.40	0.00	50,344,555.64	50,291,750.81
CITIGROUP GLOBAL MARKETS COMM PAPER DTD 04/22/2024 0.000% 11/07/2024	17327AL70	50,000,000.00	A-1	P-1	04/22/24	04/23/24	48,528,750.00	5.51	0.00	48,588,194.44	48,550,400.00
<b>Security Type Sub-Total</b>		<b>1,634,590,000.00</b>					<b>1,606,444,492.33</b>	<b>5.40</b>	<b>0.00</b>	<b>1,619,898,947.97</b>	<b>1,619,297,690.47</b>
<b>Certificate of Deposit</b>											
BANK OF AMERICA NA CERT DEPOS DTD 01/10/2024 5.410% 07/01/2024	06051WHC1	50,000,000.00	A-1	P-1	01/09/24	01/10/24	50,000,000.00	5.41	841,555.56	50,000,000.00	49,979,295.15
BANK OF AMERICA NA CERT DEPOS DTD 01/10/2024 5.380% 08/01/2024	06051WHB3	50,000,000.00	A-1	P-1	01/09/24	01/10/24	50,000,000.00	5.38	836,888.89	50,000,000.00	49,961,454.15
BANK OF AMERICA NA CERT DEPOS DTD 04/02/2024 5.450% 10/01/2024	06051WKP8	50,000,000.00	A-1	P-1	04/02/24	04/02/24	50,000,000.00	5.45	219,513.89	50,000,000.00	49,965,805.05

**Managed Account Detail of Securities Held**

For the Month Ending **April 30, 2024**

**SAN BERNARDINO COUNTY - 76990800**

<b>Security Type/Description</b> <b>Dated Date/Coupon/Maturity</b>	<b>CUSIP</b>	<b>Par</b>	<b>S&amp;P Rating</b>	<b>Moody's Rating</b>	<b>Trade Date</b>	<b>Settle Date</b>	<b>Original Cost</b>	<b>YTM at Cost</b>	<b>Accrued Interest</b>	<b>Amortized Cost</b>	<b>Market Value</b>
<b>Certificate of Deposit</b>											
BANK OF AMERICA NA CERT DEPOS DTD 04/02/2024 5.450% 11/01/2024	06051WKQ6	50,000,000.00	A-1	P-1	04/02/24	04/02/24	50,000,000.00	5.45	219,513.89	50,000,000.00	49,944,080.95
<b>Security Type Sub-Total</b>		<b>200,000,000.00</b>					<b>200,000,000.00</b>	<b>5.42</b>	<b>2,117,472.23</b>	<b>200,000,000.00</b>	<b>199,850,635.30</b>
<b>Bank Note</b>											
WELLS FARGO BANK NA BANK NOTES (CALLABLE DTD 08/09/2023 5.550% 08/01/2025	94988J6B8	10,000,000.00	A+	Aa2	08/02/23	08/09/23	9,992,800.00	5.59	138,750.00	9,995,448.96	10,005,060.00
CITIBANK NA CORP NOTES (CALLABLE) DTD 04/30/2024 5.438% 04/30/2026	17325FBF4	10,000,000.00	A+	Aa3	04/23/24	04/30/24	10,000,000.00	5.44	1,510.56	10,000,000.00	9,989,590.00
WELLS FARGO BANK NA BANK NOTES (CALLABLE DTD 08/09/2023 5.450% 08/07/2026	94988J6D4	10,000,000.00	A+	Aa2	08/02/23	08/09/23	9,999,200.00	5.45	127,166.67	9,999,394.52	9,988,840.00
<b>Security Type Sub-Total</b>		<b>30,000,000.00</b>					<b>29,992,000.00</b>	<b>5.49</b>	<b>267,427.23</b>	<b>29,994,843.48</b>	<b>29,983,490.00</b>
<b>Asset-Backed Security</b>											
BMWLT 2023-1 A2 DTD 02/15/2023 5.270% 02/25/2025	05593AAB5	552,431.90	AAA	Aaa	02/07/23	02/15/23	552,395.22	5.27	485.22	552,417.05	552,087.13
JDOT 2022-B A2 DTD 07/20/2022 3.730% 06/16/2025	47800AAB6	213,337.91	NR	Aaa	07/12/22	07/20/22	213,315.32	3.73	353.67	213,329.17	213,199.62
HAROT 2021-2 A3 DTD 05/26/2021 0.330% 08/15/2025	43811JAC1	1,752,887.89	AAA	Aaa	01/31/22	02/02/22	1,731,661.51	0.68	257.09	1,745,137.79	1,734,592.64
HAROT 2021-2 A3 DTD 05/26/2021 0.330% 08/15/2025	43811JAC1	3,330,486.98	AAA	Aaa	05/18/21	05/26/21	3,330,357.09	0.33	488.47	3,330,447.31	3,295,726.03
JDOT 2022-C A2 DTD 10/19/2022 4.980% 08/15/2025	47800BAB4	7,324,504.64	NR	Aaa	10/12/22	10/19/22	7,324,242.42	4.98	16,211.57	7,324,384.85	7,318,220.22
TLOT 2023-A A2 DTD 04/18/2023 5.300% 08/20/2025	89239MAB3	3,190,199.95	AAA	Aaa	04/11/23	04/18/23	3,190,076.17	5.30	5,166.35	3,190,131.04	3,186,552.91

**Managed Account Detail of Securities Held**

For the Month Ending **April 30, 2024**

**SAN BERNARDINO COUNTY - 76990800**

<b>Security Type/Description</b>	<b>CUSIP</b>	<b>Par</b>	<b>S&amp;P Rating</b>	<b>Moody's Rating</b>	<b>Trade Date</b>	<b>Settle Date</b>	<b>Original Cost</b>	<b>YTM at Cost</b>	<b>Accrued Interest</b>	<b>Amortized Cost</b>	<b>Market Value</b>
<b>Asset-Backed Security</b>											
BMWLT 2023-2 A2 DTD 10/11/2023 5.950% 08/25/2025	055979AB4	2,820,058.37	AAA	NR	10/03/23	10/11/23	2,819,900.73	5.95	2,796.56	2,819,945.69	2,823,896.75
MBART 2022-1 A2 DTD 11/22/2022 5.260% 10/15/2025	58768PAB0	1,979,566.44	AAA	Aaa	11/15/22	11/22/22	1,979,439.95	5.26	4,627.79	1,979,502.84	1,975,435.68
HAROT 2023-1 A2 DTD 02/24/2023 5.220% 10/21/2025	43815JAB9	2,962,152.16	NR	Aaa	02/16/23	02/24/23	2,961,974.14	5.22	4,295.12	2,962,053.42	2,957,778.25
TAOT 2021-B A3 DTD 06/14/2021 0.260% 11/17/2025	89190GAC1	8,894,644.08	AAA	NR	06/08/21	06/14/21	8,893,686.13	0.26	1,027.83	8,894,309.36	8,768,325.90
HART 2022-C A2A DTD 11/09/2022 5.350% 11/17/2025	44933DAB7	10,204,754.09	AAA	NR	11/01/22	11/09/22	10,204,122.41	5.35	24,264.64	10,204,430.81	10,201,070.17
MBALT 2023-A A2 DTD 05/24/2023 5.240% 11/17/2025	58768RAB6	11,902,258.61	AAA	Aaa	05/11/23	05/24/23	11,902,119.35	5.24	27,719.04	11,902,171.96	11,889,197.07
BMWLT 2023-1 A3 DTD 02/15/2023 5.160% 11/25/2025	05593AAC3	6,150,000.00	AAA	Aaa	02/07/23	02/15/23	6,149,853.63	5.16	5,289.00	6,149,917.29	6,134,029.68
HART 2023-A A2A DTD 04/12/2023 5.190% 12/15/2025	448979AB0	6,203,833.37	AAA	NR	04/04/23	04/12/23	6,203,474.79	5.19	14,310.18	6,203,615.95	6,196,778.99
MBART 2023-1 A2 DTD 01/25/2023 5.090% 01/15/2026	58770AAB9	1,047,499.88	AAA	NR	01/18/23	01/25/23	1,047,463.74	5.09	2,369.68	1,047,479.11	1,046,477.94
TAOT 2023-A A2 DTD 01/30/2023 5.050% 01/15/2026	891940AB4	3,057,943.00	AAA	NR	01/24/23	01/30/23	3,057,819.45	5.05	6,863.38	3,057,871.68	3,054,080.21
HART 2021-B A3 DTD 07/28/2021 0.380% 01/15/2026	44934KAC8	4,581,515.20	AAA	NR	07/20/21	07/28/21	4,580,504.06	0.39	773.77	4,581,128.59	4,509,734.77
TAOT 2021-C A3 DTD 09/27/2021 0.430% 01/15/2026	89239BAC5	4,787,111.82	AAA	Aaa	09/21/21	09/27/21	4,786,730.28	0.43	914.87	4,786,960.27	4,681,110.80
TAOT 2022-D A2A DTD 11/08/2022 5.270% 01/15/2026	89239HAB4	8,910,109.80	NR	Aaa	11/01/22	11/08/22	8,910,010.90	5.27	20,869.46	8,910,056.78	8,900,499.36
HAROT 2021-4 A3 DTD 11/24/2021 0.880% 01/21/2026	43815GAC3	3,831,516.75	NR	Aaa	11/16/21	11/24/21	3,830,709.06	0.89	936.59	3,831,181.76	3,735,697.41

**Managed Account Detail of Securities Held**

For the Month Ending **April 30, 2024**

**SAN BERNARDINO COUNTY - 76990800**

<b>Security Type/Description</b>	<b>CUSIP</b>	<b>Par</b>	<b>S&amp;P Rating</b>	<b>Moody's Rating</b>	<b>Trade Date</b>	<b>Settle Date</b>	<b>Original Cost</b>	<b>YTM at Cost</b>	<b>Accrued Interest</b>	<b>Amortized Cost</b>	<b>Market Value</b>
<b>Asset-Backed Security</b>											
JDOT 2021-B A3 DTD 07/21/2021 0.520% 03/16/2026	47789QAC4	5,412,575.39	NR	Aaa	07/13/21	07/21/21	5,412,092.59	0.52	1,250.91	5,412,381.02	5,273,210.23
JDOT 2023-A A2 DTD 03/02/2023 5.280% 03/16/2026	47800CAB2	13,677,672.23	NR	Aaa	02/22/23	03/02/23	13,677,192.15	5.28	32,096.94	13,677,376.40	13,660,226.36
HAROT 2023-3 A2 DTD 08/22/2023 5.710% 03/18/2026	43815QAB3	6,401,140.51	AAA	NR	08/15/23	08/22/23	6,400,534.32	5.71	13,198.80	6,400,697.65	6,404,715.55
TAOT 2021-D A3 DTD 11/15/2021 0.710% 04/15/2026	89238JAC9	3,569,562.05	AAA	NR	11/09/21	11/15/21	3,569,486.02	0.71	1,126.40	3,569,528.37	3,487,920.45
HAROT 2023-2 A2 DTD 05/30/2023 5.410% 04/15/2026	437927AB2	4,227,381.75	AAA	Aaa	05/23/23	05/30/23	4,227,128.53	5.41	10,164.50	4,227,209.72	4,223,864.15
TLOT 2023-A A3 DTD 04/18/2023 4.930% 04/20/2026	89239MAC1	14,000,000.00	AAA	Aaa	04/11/23	04/18/23	13,997,558.40	4.94	21,089.44	13,998,401.17	13,917,967.00
BMWOT 2023-A A2A DTD 07/18/2023 5.720% 04/27/2026	05592XAB6	2,295,951.20	AAA	NR	07/11/23	07/18/23	2,295,847.43	5.72	2,188.81	2,295,876.90	2,297,049.81
HART 2021-C A3 DTD 11/17/2021 0.740% 05/15/2026	44935FAD6	2,629,163.11	AAA	NR	11/09/21	11/17/21	2,628,576.29	0.75	864.70	2,628,896.89	2,574,872.47
HART 2023-B A2A DTD 07/19/2023 5.770% 05/15/2026	44933XAB3	4,003,726.28	AAA	NR	07/11/23	07/19/23	4,003,647.41	5.77	10,267.33	4,003,669.37	4,005,945.15
TAOT 2023-B A2A DTD 05/23/2023 5.280% 05/15/2026	891941AB2	4,116,249.28	NR	Aaa	05/16/23	05/23/23	4,116,154.19	5.28	9,659.46	4,116,184.26	4,110,498.06
TAOT 2022-A A3 DTD 01/31/2022 1.230% 06/15/2026	89239KAC5	2,586,304.11	NR	Aaa	01/25/22	01/31/22	2,585,864.44	1.23	1,413.85	2,586,090.61	2,527,117.57
JDOT 2023-B A2 DTD 06/28/2023 5.590% 06/15/2026	477920AB8	4,020,282.85	NR	Aaa	06/21/23	06/28/23	4,020,045.25	5.59	9,988.17	4,020,112.82	4,018,976.26
MBART 2021-1 A3 DTD 09/22/2021 0.460% 06/15/2026	58772WAC7	8,180,596.13	AAA	Aaa	09/15/21	09/22/21	8,179,526.11	0.46	1,672.48	8,180,115.95	7,987,570.06
HAROT 2023-4 A2 DTD 11/08/2023 5.870% 06/22/2026	438123AB7	6,000,000.00	NR	Aaa	11/01/23	11/08/23	5,999,536.20	5.87	9,783.33	5,999,615.80	6,008,794.20

**Managed Account Detail of Securities Held**

For the Month Ending **April 30, 2024**

**SAN BERNARDINO COUNTY - 76990800**

<b>Security Type/Description</b> <b>Dated Date/Coupon/Maturity</b>	<b>CUSIP</b>	<b>Par</b>	<b>S&amp;P Rating</b>	<b>Moody's Rating</b>	<b>Trade Date</b>	<b>Settle Date</b>	<b>Original Cost</b>	<b>YTM at Cost</b>	<b>Accrued Interest</b>	<b>Amortized Cost</b>	<b>Market Value</b>
<b>Asset-Backed Security</b>											
TLOT 2024-A A2A DTD 02/27/2024 5.330% 07/20/2026	89238GAB7	3,500,000.00	AAA	NR	02/21/24	02/27/24	3,499,702.85	5.33	5,700.14	3,499,723.54	3,491,191.55
BMWLT 2024-1 A2A DTD 02/14/2024 5.100% 07/27/2026	05611UAB9	6,500,000.00	AAA	Aaa	02/06/24	02/14/24	6,499,866.75	5.10	5,525.00	6,499,877.68	6,472,029.20
TAOT 2023-C A2A DTD 08/15/2023 5.600% 08/17/2026	89231FAB6	2,535,656.45	AAA	NR	08/08/23	08/15/23	2,535,501.53	5.60	6,310.97	2,535,538.21	2,535,242.12
JDOT 2023-C A2 DTD 09/19/2023 5.760% 08/17/2026	47787CAB9	8,750,000.00	NR	Aaa	09/12/23	09/19/23	8,749,413.75	5.76	22,400.00	8,749,529.89	8,753,872.75
BMWOT 2022-A A3 DTD 05/18/2022 3.210% 08/25/2026	05602RAD3	10,303,903.53	AAA	Aaa	05/10/22	05/18/22	10,303,367.73	3.21	5,512.59	10,303,612.96	10,135,304.88
FORDO 2023-C A2A DTD 11/21/2023 5.680% 09/15/2026	344940AB7	4,250,000.00	AAA	Aaa	11/16/23	11/21/23	4,249,614.53	5.68	10,728.89	4,249,671.34	4,252,565.73
TAOT 2022-B A3 DTD 04/13/2022 2.930% 09/15/2026	89238FAD5	9,732,552.12	AAA	Aaa	04/07/22	04/13/22	9,732,324.38	2.93	12,673.95	9,732,429.94	9,563,353.65
HAROT 2024-1 A2 DTD 02/21/2024 5.360% 09/15/2026	437918AB1	25,000,000.00	AAA	Aaa	02/13/24	02/21/24	24,997,692.50	5.36	59,555.56	24,997,856.01	24,958,417.50
GMCAR 2023-3 A2A DTD 07/19/2023 5.740% 09/16/2026	36267KAB3	1,719,636.43	AAA	Aaa	07/11/23	07/19/23	1,719,605.31	5.74	4,112.80	1,719,613.04	1,719,384.50
JDOT 2022-A A3 DTD 03/16/2022 2.320% 09/16/2026	47787JAC2	5,191,472.60	NR	Aaa	03/10/22	03/16/22	5,190,324.25	2.33	5,352.99	5,190,866.66	5,082,611.05
BMWLT 2023-2 A3 DTD 10/11/2023 5.990% 09/25/2026	055979AC2	3,000,000.00	AAA	NR	10/03/23	10/11/23	2,999,939.10	5.99	2,995.00	2,999,949.74	3,012,662.40
MBART 2023-2 A2 DTD 10/25/2023 5.920% 11/16/2026	58769FAB1	4,500,000.00	AAA	NR	10/19/23	10/25/23	4,499,798.40	5.92	11,840.00	4,499,830.00	4,506,787.35
GMCAR 2023-4 A2A DTD 10/11/2023 5.890% 11/16/2026	379930AB6	5,566,952.46	AAA	Aaa	10/03/23	10/11/23	5,566,421.93	5.89	13,662.23	5,566,510.13	5,831,142.77
TAOT 2023-D A2A DTD 11/14/2023 5.800% 11/16/2026	89239FAB8	7,000,000.00	AAA	NR	11/07/23	11/14/23	6,999,894.30	5.80	18,044.44	6,999,909.44	7,009,574.60



**Managed Account Detail of Securities Held**

For the Month Ending **April 30, 2024**

**SAN BERNARDINO COUNTY - 76990800**

<b>Security Type/Description</b> <b>Dated Date/Coupon/Maturity</b>	<b>CUSIP</b>	<b>Par</b>	<b>S&amp;P Rating</b>	<b>Moody's Rating</b>	<b>Trade Date</b>	<b>Settle Date</b>	<b>Original Cost</b>	<b>YTM at Cost</b>	<b>Accrued Interest</b>	<b>Amortized Cost</b>	<b>Market Value</b>
<b>Asset-Backed Security</b>											
HART 2022-B A3 DTD 07/20/2022 3.720% 11/16/2026	44918MAD2	10,928,075.26	AAA	NR	07/12/22	07/20/22	10,928,070.89	3.72	18,067.75	10,928,072.69	10,785,664.95
TAOT 2024-A A2A DTD 01/30/2024 5.130% 12/15/2026	89238DAB4	22,000,000.00	AAA	Aaa	01/23/24	01/30/24	21,999,060.60	5.13	50,160.00	21,999,138.16	21,923,279.40
HART 2023-C A2A DTD 11/13/2023 5.800% 01/15/2027	44918CAB8	6,255,000.00	AAA	NR	11/03/23	11/13/23	6,254,707.27	5.80	16,124.00	6,254,747.03	6,263,235.96
FORDO 2024-A A2A DTD 03/19/2024 5.320% 01/15/2027	34535EAB8	11,500,000.00	NR	Aaa	03/14/24	03/19/24	11,499,596.35	5.32	27,191.11	11,499,611.92	11,475,781.00
MBALT 2023-A A3 DTD 05/24/2023 4.740% 01/15/2027	58768RAC4	20,000,000.00	AAA	Aaa	05/11/23	05/24/23	19,999,304.00	4.74	42,133.33	19,999,483.23	19,827,952.00
CHAIT 2024-A1 A DTD 01/31/2024 4.600% 01/15/2027	161571HV9	65,000,000.00	AAA	NR	01/24/24	01/31/24	64,990,100.50	4.61	132,888.89	64,990,890.97	63,890,976.50
JDOT 2024-A A2A DTD 03/19/2024 5.190% 02/16/2027	47800RAB9	3,600,000.00	NR	Aaa	03/11/24	03/19/24	3,599,788.68	5.19	8,304.00	3,599,796.58	3,587,778.72
GMCAR 2024-1 A2A DTD 01/17/2024 5.120% 02/16/2027	36268GAB1	8,500,000.00	NR	Aaa	01/09/24	01/17/24	8,499,824.90	5.12	18,133.33	8,499,840.19	8,470,924.05
JDOT 2022-B A3 DTD 07/20/2022 3.740% 02/16/2027	47800AAC4	8,600,000.00	NR	Aaa	07/12/22	07/20/22	8,599,178.70	3.74	14,295.11	8,599,498.48	8,458,781.12
TAOT 2024-B A2A DTD 04/30/2024 5.410% 03/15/2027	89237NAB3	12,500,000.00	AAA	Aaa	04/23/24	04/30/24	12,499,101.25	5.41	1,878.47	12,499,102.11	12,488,117.22
GMCAR 2024-2 A2A DTD 04/10/2024 5.330% 03/16/2027	379931AB4	6,250,000.00	AAA	Aaa	04/04/24	04/10/24	6,249,586.88	5.33	19,432.29	6,249,594.42	6,236,128.13
BMWLT 2024-1 A3 DTD 02/14/2024 4.980% 03/25/2027	05611UAD5	16,000,000.00	AAA	Aaa	02/06/24	02/14/24	15,999,603.20	4.98	13,280.00	15,999,628.42	15,843,032.00
HART 2024-A A2A DTD 03/20/2024 5.290% 04/15/2027	448973AB3	5,750,000.00	AAA	NR	03/11/24	03/20/24	5,749,931.00	5.29	13,518.89	5,749,933.37	5,735,099.45
HART 2023-A A3 DTD 04/12/2023 4.580% 04/15/2027	448979AD6	14,000,000.00	AAA	NR	04/04/23	04/12/23	13,998,633.60	4.58	28,497.78	13,998,992.93	13,840,418.20

**Managed Account Detail of Securities Held**

For the Month Ending **April 30, 2024**

**SAN BERNARDINO COUNTY - 76990800**

<b>Security Type/Description</b> <b>Dated Date/Coupon/Maturity</b>	<b>CUSIP</b>	<b>Par</b>	<b>S&amp;P Rating</b>	<b>Moody's Rating</b>	<b>Trade Date</b>	<b>Settle Date</b>	<b>Original Cost</b>	<b>YTM at Cost</b>	<b>Accrued Interest</b>	<b>Amortized Cost</b>	<b>Market Value</b>
<b>Asset-Backed Security</b>											
TLOT 2024-A 3 DTD 02/27/2024 5.250% 04/20/2027	89238GAD3	3,500,000.00	AAA	NR	02/21/24	02/27/24	3,499,852.30	5.25	5,614.58	3,499,859.99	3,483,319.00
HAROT 2023-1 A3 DTD 02/24/2023 5.040% 04/21/2027	43815JAC7	6,500,000.00	NR	Aaa	02/16/23	02/24/23	6,498,792.30	5.05	9,100.00	6,499,136.22	6,457,705.15
AMXCA 2022-2 A DTD 05/24/2022 3.390% 05/17/2027	02582JJT8	20,000,000.00	AAA	NR	05/17/22	05/24/22	19,995,576.00	3.39	30,133.33	19,997,297.93	19,565,724.00
MBART 2024-1 A2A DTD 01/24/2024 5.060% 05/17/2027	587918AB9	49,000,000.00	AAA	Aaa	01/17/24	01/24/24	48,994,561.00	5.06	110,195.56	48,994,971.22	48,776,716.80
JDOT 2022-C A3 DTD 10/19/2022 5.090% 06/15/2027	47800BAC2	28,961,000.00	NR	Aaa	10/12/22	10/19/22	28,958,752.63	5.09	65,516.22	28,959,492.94	28,771,948.38
HART 2022-C A3 DTD 11/09/2022 5.390% 06/15/2027	44933DAD3	48,500,000.00	AAA	NR	11/01/22	11/09/22	48,499,767.20	5.39	116,184.44	48,499,841.93	48,393,392.15
MBART 2022-1 A3 DTD 11/22/2022 5.210% 08/16/2027	58768PAC8	20,500,000.00	AAA	Aaa	11/15/22	11/22/22	20,495,945.10	5.21	47,468.89	20,497,179.40	20,431,890.80
TAOT 2023-A A3 DTD 01/30/2023 4.630% 09/15/2027	891940AC2	13,000,000.00	AAA	NR	01/24/23	01/30/23	12,999,993.50	4.63	26,751.11	12,999,995.26	12,849,194.80
TAOT 2022-D A3 DTD 11/08/2022 5.300% 09/15/2027	89239HAD0	70,500,000.00	NR	Aaa	11/01/22	11/08/22	70,493,041.65	5.30	166,066.67	70,495,162.14	70,448,577.30
AMXCA 2022-4 A DTD 11/03/2022 4.950% 10/15/2027	02582JJX9	33,000,000.00	AAA	NR	10/27/22	11/03/22	32,998,363.20	4.95	72,600.00	32,998,856.87	32,742,580.20
HAROT 2023-2 A3 DTD 05/30/2023 4.930% 11/15/2027	437927AC0	4,000,000.00	AAA	Aaa	05/23/23	05/30/23	3,999,352.00	4.93	8,764.44	3,999,485.97	3,964,714.80
MBART 2023-1 A3 DTD 01/25/2023 4.510% 11/15/2027	58770AAC7	6,630,000.00	AAA	NR	01/18/23	01/25/23	6,629,204.40	4.51	13,289.47	6,629,413.84	6,550,531.49
JDOT 2023-A A3 DTD 03/02/2023 5.010% 11/15/2027	47800CAC0	22,000,000.00	NR	Aaa	02/22/23	03/02/23	21,995,991.60	5.01	48,986.67	21,996,984.96	21,836,020.80
CCCIT 2023-A1 A1 DTD 12/11/2023 5.230% 12/08/2027	17305EGW9	9,000,000.00	AAA	Aaa	12/04/23	12/11/23	8,998,871.40	5.23	183,050.00	8,998,971.16	8,957,786.40

**Managed Account Detail of Securities Held**

For the Month Ending **April 30, 2024**

**SAN BERNARDINO COUNTY - 76990800**

<b>Security Type/Description</b>	<b>CUSIP</b>	<b>Par</b>	<b>S&amp;P Rating</b>	<b>Moody's Rating</b>	<b>Trade Date</b>	<b>Settle Date</b>	<b>Original Cost</b>	<b>YTM at Cost</b>	<b>Accrued Interest</b>	<b>Amortized Cost</b>	<b>Market Value</b>
<b>Asset-Backed Security</b>											
TAOT 2023-B A3 DTD 05/23/2023 4.710% 02/15/2028	891941AD8	12,500,000.00	NR	Aaa	05/16/23	05/23/23	12,499,301.25	4.71	26,166.67	12,499,440.27	12,325,873.75
HAROT 2023-3 A3 DTD 08/22/2023 5.410% 02/18/2028	43815QAC1	6,500,000.00	AAA	NR	08/15/23	08/22/23	6,498,659.70	5.42	12,698.47	6,498,866.34	6,485,281.40
BMWOT 2023-A A3 DTD 07/18/2023 5.470% 02/25/2028	05592XAD2	3,000,000.00	AAA	NR	07/11/23	07/18/23	2,999,468.40	5.47	2,735.00	2,999,559.37	2,998,158.60
JDOT 2023-B A3 DTD 06/28/2023 5.180% 03/15/2028	477920AC6	4,000,000.00	NR	Aaa	06/21/23	06/28/23	3,999,332.80	5.18	9,208.89	3,999,452.14	3,975,954.00
DCENT 2023-A1 A DTD 04/11/2023 4.310% 03/15/2028	254683CY9	45,000,000.00	NR	Aaa	04/04/23	04/11/23	44,997,390.00	4.31	86,200.00	44,997,949.70	44,098,245.00
VZMT 2023-2 A DTD 04/25/2023 4.890% 04/13/2028	92348KBL6	35,000,000.00	AAA	NR	04/18/23	04/25/23	34,999,450.50	4.89	52,295.83	34,999,563.12	34,764,835.00
TAOT 2023-C A3 DTD 08/15/2023 5.160% 04/17/2028	89231FAD2	2,000,000.00	AAA	NR	08/09/23	08/15/23	1,999,547.60	5.17	4,586.67	1,999,616.51	1,989,519.80
HART 2023-B A3 DTD 07/19/2023 5.480% 04/17/2028	44933XAD9	5,000,000.00	AAA	NR	07/11/23	07/19/23	4,999,783.00	5.48	12,177.78	4,999,818.92	4,995,719.00
JDOT 2023-C A3 DTD 09/19/2023 5.480% 05/15/2028	47787CAC7	6,750,000.00	NR	Aaa	09/12/23	09/19/23	6,749,536.28	5.48	16,440.00	6,749,591.13	6,738,714.00
AMXCA 2023-1 A DTD 06/14/2023 4.870% 05/15/2028	02582JJZ4	14,000,000.00	AAA	NR	06/07/23	06/14/23	13,998,758.20	4.87	30,302.22	13,998,980.72	13,846,085.40
COMET 2023-A1 A DTD 05/24/2023 4.420% 05/15/2028	14041NGD7	50,000,000.00	AAA	NR	05/17/23	05/24/23	49,988,535.00	4.43	98,222.22	49,990,698.09	49,054,810.00
DCENT 2023-A2 A DTD 06/28/2023 4.930% 06/15/2028	254683CZ6	25,000,000.00	AAA	Aaa	06/21/23	06/28/23	24,996,622.50	4.93	54,777.78	24,997,195.97	24,757,800.00
GMCAR 2023-3 A3 DTD 07/19/2023 5.450% 06/16/2028	36267KAD9	5,000,000.00	AAA	Aaa	07/11/23	07/19/23	4,999,807.00	5.45	11,354.17	4,999,837.88	4,980,235.00
HAROT 2023-4 A3 DTD 11/08/2023 5.670% 06/21/2028	438123AC5	2,250,000.00	NR	Aaa	11/01/23	11/08/23	2,249,603.78	5.67	3,543.75	2,249,640.26	2,257,560.45

**Managed Account Detail of Securities Held**

For the Month Ending **April 30, 2024**

**SAN BERNARDINO COUNTY - 76990800**

<b>Security Type/Description</b> <b>Dated Date/Coupon/Maturity</b>	<b>CUSIP</b>	<b>Par</b>	<b>S&amp;P Rating</b>	<b>Moody's Rating</b>	<b>Trade Date</b>	<b>Settle Date</b>	<b>Original Cost</b>	<b>YTM at Cost</b>	<b>Accrued Interest</b>	<b>Amortized Cost</b>	<b>Market Value</b>
<b>Asset-Backed Security</b>											
TAOT 2023-D A3 DTD 11/14/2023 5.540% 08/15/2028	89239FAD4	3,250,000.00	AAA	NR	11/07/23	11/14/23	3,249,649.65	5.54	8,002.22	3,249,679.93	3,256,612.78
HAROT 2024-1 A3 DTD 02/21/2024 5.210% 08/15/2028	437918AC9	16,500,000.00	AAA	Aaa	02/13/24	02/21/24	16,499,282.25	5.21	38,206.67	16,499,309.97	16,427,418.15
HART 2023-C A3 DTD 11/13/2023 5.540% 10/16/2028	44918CAD4	2,750,000.00	AAA	NR	11/03/23	11/13/23	2,749,638.38	5.54	6,771.11	2,749,668.57	2,747,726.30
TAOT 2024-A A3 DTD 01/30/2024 4.830% 10/16/2028	89238DAD0	12,000,000.00	AAA	Aaa	01/23/24	01/30/24	11,997,598.80	4.83	25,760.00	11,997,714.81	11,846,674.80
JDOT 2024-A A3 DTD 03/19/2024 4.960% 11/15/2028	47800RAD5	2,700,000.00	NR	Aaa	03/11/24	03/19/24	2,699,848.80	4.96	5,952.00	2,699,852.19	2,667,254.94
GMCAR 2024-1 A3 DTD 01/17/2024 4.850% 12/18/2028	36268GAD7	3,000,000.00	NR	Aaa	01/09/24	01/17/24	2,999,396.70	4.85	6,062.50	2,999,428.30	2,961,219.60
VZMT 2024-1 A1A MTGE DTD 01/18/2024 5.000% 12/20/2028	92348KCL5	17,000,000.00	AAA	Aaa	01/09/24	01/18/24	16,999,493.40	5.00	25,972.22	16,999,519.52	16,774,462.70
TAOT 2024-B A3 DTD 04/30/2024 5.330% 01/16/2029	89237NAD9	17,500,000.00	AAA	Aaa	04/23/24	04/30/24	17,497,504.50	5.33	2,590.97	17,497,505.95	17,463,891.03
HART 2024-A A3 DTD 03/20/2024 4.990% 02/15/2029	448973AD9	4,000,000.00	AAA	NR	03/11/24	03/20/24	3,999,118.00	5.00	8,871.11	3,999,136.21	3,955,218.00
<b>Security Type Sub-Total</b>		<b>1,113,041,666.58</b>					<b>1,112,918,391.58</b>	<b>4.76</b>	<b>2,305,724.54</b>	<b>1,112,954,554.43</b>	<b>1,104,423,899.37</b>
<b>Managed Account Sub-Total</b>		<b>16,035,322,427.26</b>					<b>15,644,620,202.49</b>	<b>4.06</b>	<b>57,718,639.59</b>	<b>15,753,272,173.49</b>	<b>15,537,215,643.52</b>
<b>Securities Sub-Total</b>		<b>\$16,035,322,427.26</b>					<b>\$15,644,620,202.49</b>	<b>4.06%</b>	<b>\$57,718,639.59</b>	<b>\$15,753,272,173.49</b>	<b>\$15,537,215,643.52</b>
<b>Accrued Interest</b>											<b>\$57,718,639.59</b>
<b>Total Investments</b>											<b>\$15,594,934,283.11</b>

**Managed Account Fair Market Value & Analytics**

For the Month Ending **April 30, 2024**

**SAN BERNARDINO COUNTY - 76990800**

<b>Security Type/Description</b>	<b>Dated Date/Coupon/Maturity</b>	<b>CUSIP</b>	<b>Par</b>	<b>Broker</b>	<b>Next Call Date</b>	<b>Market Price</b>	<b>Market Value</b>	<b>Unreal G/L On Cost</b>	<b>Unreal G/L Amort Cost</b>	<b>Effective Duration</b>	<b>YTM at Mkt</b>
<b>U.S. Treasury Bond / Note</b>											
US TREASURY NOTES	DTD 05/15/2014 2.500% 05/15/2024	912828WJ5	50,000,000.00	BNP		99.88	49,937,500.00	(2,125,000.00)	(79,606.04)	0.04	5.48
US TREASURY NOTES	DTD 05/15/2014 2.500% 05/15/2024	912828WJ5	50,000,000.00	WELLSFAR		99.88	49,937,500.00	(1,673,828.13)	(76,581.52)	0.04	5.48
US TREASURY NOTES	DTD 05/15/2021 0.250% 05/15/2024	91282CCC3	75,000,000.00	RBC		99.80	74,847,660.00	1,904,300.62	(116,616.71)	0.04	5.18
US TREASURY NOTES	DTD 05/31/2017 2.000% 05/31/2024	912828XT2	50,000,000.00	BARCLAY		99.72	49,859,375.00	33,203.12	(134,114.58)	0.09	5.29
US TREASURY NOTES	DTD 06/30/2017 2.000% 06/30/2024	912828XX3	50,000,000.00	DAIWA		99.44	49,718,750.00	(1,167,968.75)	(311,844.09)	0.17	5.35
US TREASURY NOTES	DTD 06/30/2017 2.000% 06/30/2024	912828XX3	50,000,000.00	MORGANST		99.44	49,718,750.00	(1,298,828.13)	(317,101.26)	0.17	5.35
US TREASURY NOTES	DTD 06/30/2017 2.000% 06/30/2024	912828XX3	50,000,000.00	RBC		99.44	49,718,750.00	(1,216,796.88)	(314,269.30)	0.17	5.35
US TREASURY NOTES	DTD 06/30/2019 1.750% 06/30/2024	9128286Z8	50,000,000.00	MORGANST		99.39	49,695,310.00	(478,518.13)	(310,965.38)	0.17	5.39
US TREASURY NOTES	DTD 06/30/2019 1.750% 06/30/2024	9128286Z8	50,000,000.00	BARCLAY		99.39	49,695,310.00	(5,861.88)	(283,139.90)	0.17	5.39
US TREASURY NOTES	DTD 06/30/2019 1.750% 06/30/2024	9128286Z8	50,000,000.00	STIFEL		99.39	49,695,310.00	953,122.50	(203,795.95)	0.17	5.39
US TREASURY NOTES	DTD 07/15/2021 0.375% 07/15/2024	91282CCL3	100,000,000.00	PIPER S		99.00	99,000,000.00	4,320,312.50	(467,258.43)	0.21	5.21
US TREASURY NOTES	DTD 07/31/2017 2.125% 07/31/2024	9128282N9	50,000,000.00	TOR DOM		99.19	49,593,750.00	(1,880,859.38)	(482,711.23)	0.26	5.35
US TREASURY NOTES	DTD 07/31/2017 2.125% 07/31/2024	9128282N9	50,000,000.00	PIPER S		99.19	49,593,750.00	164,062.50	(344,976.76)	0.26	5.35
US TREASURY NOTES	DTD 07/31/2019 1.750% 07/31/2024	912828Y87	50,000,000.00	DAIWA		99.11	49,554,690.00	1,230,471.25	(249,299.60)	0.26	5.30
US TREASURY NOTES	DTD 08/15/2014 2.375% 08/15/2024	912828D56	50,000,000.00	BNP		99.14	49,570,310.00	291,013.12	(333,475.23)	0.30	5.32
US TREASURY NOTES	DTD 08/31/2019 1.250% 08/31/2024	912828YE4	50,000,000.00	BOFA		98.64	49,320,310.00	(392,580.63)	(642,147.30)	0.34	5.38
US TREASURY NOTES	DTD 08/31/2019 1.250% 08/31/2024	912828YE4	50,000,000.00	RBC		98.64	49,320,310.00	(97,658.75)	(603,090.42)	0.34	5.38

**Managed Account Fair Market Value & Analytics**

For the Month Ending **April 30, 2024**

**SAN BERNARDINO COUNTY - 76990800**

<b>Security Type/Description</b>	<b>CUSIP</b>	<b>Par</b>	<b>Broker</b>	<b>Next Call Date</b>	<b>Market Price</b>	<b>Market Value</b>	<b>Unreal G/L On Cost</b>	<b>Unreal G/L Amort Cost</b>	<b>Effective Duration</b>	<b>YTM at Mkt</b>
<b>U.S. Treasury Bond / Note</b>										
US TREASURY NOTES DTD 09/30/2019 1.500% 09/30/2024	912828YH7	50,000,000.00	TOR DOM		98.44	49,218,750.00	(464,843.75)	(730,995.30)	0.42	5.31
US TREASURY NOTES DTD 09/30/2019 1.500% 09/30/2024	912828YH7	50,000,000.00	BNP		98.44	49,218,750.00	535,156.25	(561,124.86)	0.42	5.31
US TREASURY NOTES DTD 10/15/2021 0.625% 10/15/2024	91282CDB4	75,000,000.00	MORGANS		97.88	73,406,250.00	612,304.69	(1,205,948.81)	0.46	5.37
US TREASURY NOTES DTD 11/15/2021 0.750% 11/15/2024	91282CDH1	75,000,000.00	DAIWA		97.56	73,171,875.00	1,582,031.25	(1,126,242.53)	0.54	5.38
US TREASURY NOTES DTD 01/31/2020 1.375% 01/31/2025	912828Z52	50,000,000.00	BAML		97.13	48,562,500.00	(2,283,203.13)	(1,632,771.50)	0.75	5.32
US TREASURY NOTES DTD 02/17/2015 2.000% 02/15/2025	912828J27	50,000,000.00	MIZUHO		97.41	48,703,125.00	(1,873,046.88)	(1,385,563.88)	0.79	5.38
US TREASURY NOTES DTD 02/15/2022 1.500% 02/15/2025	91282CDZ1	50,000,000.00	BARCLAY		97.03	48,515,625.00	(1,251,953.13)	(1,421,965.42)	0.79	5.37
US TREASURY NOTES DTD 03/15/2022 1.750% 03/15/2025	91282CED9	100,000,000.00	BARCLAY		97.02	97,015,620.00	1,124,995.00	(1,068,278.46)	0.87	5.28
US TREASURY NOTES DTD 05/15/2015 2.125% 05/15/2025	912828XB1	50,000,000.00	BMO		96.86	48,429,690.00	(2,679,685.00)	(1,782,338.81)	1.03	5.26
US TREASURY NOTES DTD 05/15/2022 2.750% 05/15/2025	91282CEO0	50,000,000.00	BOFA		97.48	48,742,190.00	(910,153.75)	(1,134,668.21)	1.02	5.26
US TREASURY NOTES DTD 05/31/2020 0.250% 05/31/2025	912828ZT0	50,000,000.00	CITI		94.78	47,390,625.00	(1,277,343.75)	(2,199,599.03)	1.08	5.26
US TREASURY NOTES DTD 06/15/2022 2.875% 06/15/2025	91282CEU1	25,000,000.00	MS		97.42	24,355,470.00	977.81	(309,095.02)	1.10	5.26
US TREASURY NOTES DTD 06/15/2022 2.875% 06/15/2025	91282CEU1	25,000,000.00	MUFG		97.42	24,355,470.00	1,954.37	(308,161.23)	1.10	5.26
US TREASURY NOTES DTD 06/30/2020 0.250% 06/30/2025	912828ZW3	50,000,000.00	TOR DOM		94.42	47,210,940.00	(1,394,528.75)	(2,338,012.98)	1.17	5.24
US TREASURY NOTES DTD 06/30/2020 0.250% 06/30/2025	912828ZW3	50,000,000.00	BOFA		94.42	47,210,940.00	(955,075.63)	(2,166,501.41)	1.17	5.24
US TREASURY NOTES DTD 06/30/2020 0.250% 06/30/2025	912828ZW3	50,000,000.00	RBC		94.42	47,210,940.00	1,216,799.37	(1,263,531.12)	1.17	5.24
US TREASURY NOTES DTD 06/30/2020 0.250% 06/30/2025	912828ZW3	75,000,000.00	MORGANS		94.42	70,816,410.00	(1,242,183.75)	(3,183,511.88)	1.17	5.24

**Managed Account Fair Market Value & Analytics**

For the Month Ending **April 30, 2024**

**SAN BERNARDINO COUNTY - 76990800**

<b>Security Type/Description</b>	<b>Dated Date/Coupon/Maturity</b>	<b>CUSIP</b>	<b>Par</b>	<b>Broker</b>	<b>Next Call Date</b>	<b>Market Price</b>	<b>Market Value</b>	<b>Unreal G/L On Cost</b>	<b>Unreal G/L Amort Cost</b>	<b>Effective Duration</b>	<b>YTM at Mkt</b>
<b>U.S. Treasury Bond / Note</b>											
US TREASURY NOTES		912828ZW3	75,000,000.00	MIZUHO		94.42	70,816,410.00	(1,160,152.50)	(3,151,492.86)	1.17	5.24
DTD 06/30/2020 0.250% 06/30/2025											
US TREASURY NOTES		91282CEY3	50,000,000.00	BNP DIR		97.44	48,718,750.00	(287,109.38)	(751,683.57)	1.19	5.21
DTD 07/15/2022 3.000% 07/15/2025											
US TREASURY NOTES		91282CAB7	50,000,000.00	PIPER J		94.05	47,023,440.00	(1,447,263.13)	(2,458,077.20)	1.25	5.22
DTD 07/31/2020 0.250% 07/31/2025											
US TREASURY NOTES		91282CAB7	50,000,000.00	BARCLAY		94.05	47,023,440.00	(1,458,981.88)	(2,462,050.24)	1.25	5.22
DTD 07/31/2020 0.250% 07/31/2025											
US TREASURY NOTES		91282CAJ0	50,000,000.00	DAIWA		93.69	46,843,750.00	(1,015,625.00)	(2,366,489.11)	1.33	5.21
DTD 08/31/2020 0.250% 08/31/2025											
US TREASURY NOTES		91282CAJ0	50,000,000.00	CITIGRP		93.69	46,843,750.00	1,363,281.25	(1,258,826.10)	1.33	5.21
DTD 08/31/2020 0.250% 08/31/2025											
US TREASURY NOTES		91282CAJ0	75,000,000.00	CITIGRP		93.69	70,265,625.00	(503,906.25)	(3,110,861.78)	1.33	5.21
DTD 08/31/2020 0.250% 08/31/2025											
US TREASURY NOTES		91282CAM3	50,000,000.00	WELLS_F		93.33	46,664,060.00	(287,111.88)	(2,118,763.06)	1.42	5.19
DTD 09/30/2020 0.250% 09/30/2025											
US TREASURY NOTES		91282CAT8	50,000,000.00	MORGANS		92.97	46,484,375.00	695,312.50	(1,745,997.89)	1.50	5.18
DTD 10/31/2020 0.250% 10/31/2025											
US TREASURY NOTES		91282CAT8	50,000,000.00	BK AMER		92.97	46,484,375.00	2,396,484.37	(645,974.04)	1.50	5.18
DTD 10/31/2020 0.250% 10/31/2025											
US TREASURY NOTES		91282CBH3	50,000,000.00	RBC		92.14	46,070,310.00	1,937,497.50	(834,059.33)	1.75	5.12
DTD 01/31/2021 0.375% 01/31/2026											
US TREASURY NOTES		91282CBH3	50,000,000.00	BNP DIR		92.14	46,070,310.00	2,113,278.75	(725,464.65)	1.75	5.12
DTD 01/31/2021 0.375% 01/31/2026											
US TREASURY NOTES		91282CBH3	50,000,000.00	JPMCHAS		92.14	46,070,310.00	1,503,903.75	(833,073.79)	1.75	5.12
DTD 01/31/2021 0.375% 01/31/2026											
US TREASURY NOTES		91282CBQ3	50,000,000.00	BNP DIR		92.05	46,023,440.00	2,250,002.50	(572,841.71)	1.83	5.10
DTD 02/28/2021 0.500% 02/28/2026											
US TREASURY NOTES		91282CCF6	50,000,000.00	STIFEL		91.61	45,804,690.00	1,580,080.62	(917,269.02)	2.06	5.04
DTD 05/31/2021 0.750% 05/31/2026											
US TREASURY NOTES		9128286X3	50,000,000.00	BARCLAY		94.31	47,156,250.00	857,421.87	(689,928.70)	2.03	5.03
DTD 05/31/2019 2.125% 05/31/2026											
US TREASURY NOTES		91282CCF6	100,000,000.00	BNP DIR		91.61	91,609,380.00	(503,901.25)	(735,567.32)	2.06	5.04
DTD 05/31/2021 0.750% 05/31/2026											

**Managed Account Fair Market Value & Analytics**

For the Month Ending **April 30, 2024**

**SAN BERNARDINO COUNTY - 76990800**

<b>Security Type/Description</b>	<b>CUSIP</b>	<b>Par</b>	<b>Broker</b>	<b>Next Call Date</b>	<b>Market Price</b>	<b>Market Value</b>	<b>Unreal G/L On Cost</b>	<b>Unreal G/L Amort Cost</b>	<b>Effective Duration</b>	<b>YTM at Mkt</b>
<b>U.S. Treasury Bond / Note</b>										
US TREASURY NOTES DTD 06/30/2021 0.875% 06/30/2026	91282CCJ8	50,000,000.00	BAML		91.61	45,804,690.00	832,033.75	(974,221.95)	2.14	5.01
US TREASURY NOTES DTD 06/30/2021 0.875% 06/30/2026	91282CCJ8	50,000,000.00	DAIWA		91.61	45,804,690.00	949,221.25	(893,783.04)	2.14	5.01
US TREASURY NOTES DTD 07/01/2019 1.875% 06/30/2026	9128287B0	50,000,000.00	BMO		93.66	46,828,125.00	(11,718.75)	(490,324.58)	2.12	5.00
US TREASURY NOTES DTD 07/01/2019 1.875% 06/30/2026	9128287B0	50,000,000.00	BNP DIR		93.66	46,828,125.00	(15,625.00)	(493,639.23)	2.12	5.00
US TREASURY NOTES DTD 06/30/2021 0.875% 06/30/2026	91282CCJ8	100,000,000.00	WELLS_F		91.61	91,609,380.00	(472,651.25)	(1,620,928.10)	2.14	5.01
US TREASURY NOTES DTD 07/31/2021 0.625% 07/31/2026	91282CCP4	50,000,000.00	BAML		90.80	45,398,440.00	(35,153.75)	(143,748.43)	2.24	4.99
US TREASURY NOTES DTD 07/31/2021 0.625% 07/31/2026	91282CCP4	100,000,000.00	BOFA		90.80	90,796,880.00	(585,932.50)	(938,270.77)	2.24	4.99
US TREASURY NOTES DTD 08/31/2021 0.750% 08/31/2026	91282CCW9	50,000,000.00	BAML		90.77	45,382,810.00	(58,596.25)	(163,151.15)	2.31	4.99
US TREASURY NOTES DTD 08/31/2021 0.750% 08/31/2026	91282CCW9	100,000,000.00	TD SEC		90.77	90,765,620.00	(667,973.75)	(1,005,994.29)	2.31	4.99
US TREASURY NOTES DTD 09/30/2021 0.875% 09/30/2026	91282CCZ2	50,000,000.00	JPMCHAS		90.81	45,406,250.00	(68,359.38)	(168,700.64)	2.39	4.95
US TREASURY NOTES DTD 05/15/2017 2.375% 05/15/2027	912828X88	50,000,000.00	CITIGRP		93.00	46,500,000.00	441,406.25	(913,597.91)	2.91	4.88
US TREASURY NOTES DTD 05/15/2017 2.375% 05/15/2027	912828X88	50,000,000.00	BARCLAY		93.00	46,500,000.00	167,968.75	(1,045,095.15)	2.91	4.88
US TREASURY NOTES DTD 06/30/2020 0.500% 06/30/2027	912828ZV5	50,000,000.00	BAML		87.36	43,679,690.00	1,556,643.12	(971,761.59)	3.14	4.85
US TREASURY NOTES DTD 06/30/2020 0.500% 06/30/2027	912828ZV5	50,000,000.00	MS		87.36	43,679,690.00	37,111.87	(654,552.08)	3.14	4.85
US TREASURY NOTES DTD 06/30/2020 0.500% 06/30/2027	912828ZV5	50,000,000.00	WELLS_F		87.36	43,679,690.00	33,205.62	(658,033.35)	3.14	4.85
US TREASURY NOTES DTD 06/30/2022 3.250% 06/30/2027	91282CEW7	50,000,000.00	MORGAN_		95.34	47,671,875.00	(1,023,437.50)	(1,144,374.75)	3.00	4.85
US TREASURY NOTES DTD 06/30/2022 3.250% 06/30/2027	91282CEW7	50,000,000.00	JPMCHAS		95.34	47,671,875.00	(1,011,718.75)	(1,132,803.29)	3.00	4.85



**Managed Account Fair Market Value & Analytics**

For the Month Ending **April 30, 2024**

**SAN BERNARDINO COUNTY - 76990800**

<b>Security Type/Description</b> <b>Dated Date/Coupon/Maturity</b>	<b>CUSIP</b>	<b>Par</b>	<b>Broker</b>	<b>Next Call Date</b>	<b>Market Price</b>	<b>Market Value</b>	<b>Unreal G/L On Cost</b>	<b>Unreal G/L Amort Cost</b>	<b>Effective Duration</b>	<b>YTM at Mkt</b>
<b>U.S. Treasury Bond / Note</b>										
US TREASURY NOTES DTD 06/30/2022 3.250% 06/30/2027	91282CEW7	50,000,000.00	BMO		95.34	47,671,875.00	(1,089,843.75)	(1,201,084.15)	3.00	4.85
US TREASURY NOTES DTD 06/30/2022 3.250% 06/30/2027	91282CEW7	100,000,000.00	CITIGRP		95.34	95,343,750.00	(2,062,500.00)	(2,302,926.16)	3.00	4.85
US TREASURY NOTES DTD 07/31/2020 0.375% 07/31/2027	91282CAD3	50,000,000.00	TD SEC		86.67	43,335,940.00	1,476,565.00	(1,203,210.88)	3.23	4.85
US TREASURY NOTES DTD 08/15/2017 2.250% 08/15/2027	9128282R0	50,000,000.00	JEFFERI		92.16	46,078,125.00	789,062.50	(679,562.14)	3.17	4.85
<b>Security Type Sub-Total</b>		<b>4,050,000,000.00</b>				<b>3,844,722,690.00</b>	<b>(3,486,294.51)</b>	<b>(73,267,488.15)</b>	<b>1.38</b>	<b>5.16</b>
<b>U.S. Treasury Bill</b>										
US TREASURY BILL DTD 11/02/2023 0.000% 05/02/2024	912797HH3	50,000,000.00	BMO		99.99	49,992,655.00	795,632.78	(175.56)	0.01	2.64
WI TREASURY SEC. BILLS DTD 01/09/2024 0.000% 05/07/2024	912797JV0	50,000,000.00	BMO		99.91	49,956,125.00	813,916.67	(625.00)	0.02	4.52
US TREASURY BILL DTD 11/24/2023 0.000% 05/23/2024	912797HR1	100,000,000.00	BMO		99.68	99,678,250.00	1,311,300.00	(6,600.00)	0.07	5.05
US TREASURY BILL DTD 02/01/2024 0.000% 08/01/2024	912797JU2	100,000,000.00	BMO		98.66	98,659,610.00	503,844.17	(25,122.22)	0.27	5.26
US TREASURY BILL DTD 08/10/2023 0.000% 08/08/2024	912797GK7	50,000,000.00	BMO		98.56	49,278,815.00	151,792.78	(12,785.00)	0.29	5.27
<b>Security Type Sub-Total</b>		<b>350,000,000.00</b>				<b>347,565,455.00</b>	<b>3,576,486.40</b>	<b>(45,307.78)</b>	<b>0.14</b>	<b>4.72</b>
<b>Supra-National Discount Note</b>										
INTL BANK OF RECON AND DEV DISC NOTE DTD 11/01/2023 0.000% 05/01/2024	459052WG7	100,000,000.00	UBS		99.98	99,984,800.00	2,674,661.11	(15,200.00)	0.00	5.47
<b>Security Type Sub-Total</b>		<b>100,000,000.00</b>				<b>99,984,800.00</b>	<b>2,674,661.11</b>	<b>(15,200.00)</b>	<b>0.00</b>	<b>5.47</b>
<b>Supra-National Agency Bond / Note</b>										

**Managed Account Fair Market Value & Analytics**

For the Month Ending **April 30, 2024**

**SAN BERNARDINO COUNTY - 76990800**

<b>Security Type/Description</b> <b>Dated Date/Coupon/Maturity</b>	<b>CUSIP</b>	<b>Par</b>	<b>Broker</b>	<b>Next Call Date</b>	<b>Market Price</b>	<b>Market Value</b>	<b>Unreal G/L On Cost</b>	<b>Unreal G/L Amort Cost</b>	<b>Effective Duration</b>	<b>YTM at Mkt</b>
<b>Supra-National Agency Bond / Note</b>										
INTL BANK OF RECON AND DEV SN (FLOATER) DTD 06/16/2020 5.700% 06/17/2024	45906M2B6	10,000,000.00	BMO		100.04	10,003,660.00	3,660.00	3,660.00	0.00	5.70
INTER-AMERICAN DEVEL BK NOTES DTD 07/01/2022 3.250% 07/01/2024	4581X0EE4	60,000,000.00	BMO		99.63	59,775,120.00	(218,880.00)	(224,379.32)	0.17	5.42
INTL FINANCE CORP CORPORATE NOTES DTD 09/15/2022 3.625% 09/15/2025	45950KDA5	20,000,000.00	TOR DOM		97.78	19,556,380.00	(435,820.00)	(440,047.37)	1.35	5.32
INTL BK RECON & DEVELOP NOTES DTD 04/10/2024 4.750% 04/10/2026	459058LE1	10,000,000.00	BK AMER		99.26	9,926,210.00	(71,190.00)	(71,261.23)	1.88	5.15
INTER-AMERICAN DEVEL BK NOTES DTD 07/06/2023 4.500% 05/15/2026	4581X0EK0	15,000,000.00	WELLSFA		98.81	14,821,185.00	(167,265.00)	(170,583.97)	1.93	5.12
<b>Security Type Sub-Total</b>		<b>115,000,000.00</b>				<b>114,082,555.00</b>	<b>(889,495.00)</b>	<b>(902,611.89)</b>	<b>0.74</b>	<b>5.36</b>
<b>Repurchase Agreement</b>										
CANTOR FITZGERALD & CO TRI-P REPO AGRMT DTD 04/25/2024 5.280% 05/02/2024	RPEK39007	100,000,000.00	CFCO		100.00	99,999,533.80	(466.20)	(466.20)	0.01	5.36
<b>Security Type Sub-Total</b>		<b>100,000,000.00</b>				<b>99,999,533.80</b>	<b>(466.20)</b>	<b>(466.20)</b>	<b>0.01</b>	<b>5.36</b>
<b>Money Market Mutual Fund</b>										
NORTHERN TRUST INST GOVT SELECT 848	665278701	1,000,000.00			1.00	1,000,000.00	0.00	0.00	0.00	5.19
MORGAN STANLEY LIQ GOVT-INST FUND	61747C707	1,000,000.00			1.00	1,000,000.00	0.00	0.00	0.00	5.22
FEDERATED GOVT OBLIGATIONS FUND	608919718	1,000,000.00			1.00	1,000,000.00	0.00	0.00	0.00	5.18
FIDELITY GOV'T MM FUND 2642	31607A703	270,000,000.00			1.00	270,000,000.00	0.00	0.00	0.00	5.20
<b>Security Type Sub-Total</b>		<b>273,000,000.00</b>				<b>273,000,000.00</b>	<b>0.00</b>	<b>0.00</b>	<b>0.00</b>	<b>5.20</b>
<b>Joint Powers Authority</b>										
INVESTMENT TRUST OF CALIFORNIA	CALTRUST3	10,000,000.00	DIRECT		1.00	10,000,000.00	0.00	0.00	0.00	5.40
CALIFORNIA ASSET MANAGEMENT PROGRAM	CAMPFM025	15,000,000.00	DIRECT		1.00	15,000,000.00	0.00	0.00	0.00	5.45

**Managed Account Fair Market Value & Analytics**

For the Month Ending **April 30, 2024**

**SAN BERNARDINO COUNTY - 76990800**

<b>Security Type/Description</b> <b>Dated Date/Coupon/Maturity</b>	<b>CUSIP</b>	<b>Par</b>	<b>Broker</b>	<b>Next Call Date</b>	<b>Market Price</b>	<b>Market Value</b>	<b>Unreal G/L On Cost</b>	<b>Unreal G/L Amort Cost</b>	<b>Effective Duration</b>	<b>YTM at Mkt</b>
<b>Joint Powers Authority</b>										
CALIFORNIA ASSET MANAGEMENT PROGRAM	CAMPMF025	19,000,000.00	DIRECT		1.00	19,000,000.00	0.00	0.00	0.00	5.45
CALIFORNIA ASSET MANAGEMENT PROGRAM	CAMPMF025	19,000,000.00	DIRECT		1.00	19,000,000.00	0.00	0.00	0.00	5.45
CALIFORNIA ASSET MANAGEMENT PROGRAM	CAMPMF025	22,000,000.00	DIRECT		1.00	22,000,000.00	0.00	0.00	0.00	5.45
CALIFORNIA ASSET MANAGEMENT PROGRAM	CAMPMF025	33,000,000.00	DIRECT		1.00	33,000,000.00	0.00	0.00	0.00	5.45
CALIFORNIA ASSET MANAGEMENT PROGRAM	CAMPMF025	35,000,000.00	DIRECT		1.00	35,000,000.00	0.00	0.00	0.00	5.45
CALIFORNIA ASSET MANAGEMENT PROGRAM	CAMPMF025	39,000,000.00	DIRECT		1.00	39,000,000.00	0.00	0.00	0.00	5.45
CALIFORNIA ASSET MANAGEMENT PROGRAM	CAMPMF025	47,000,000.00	DIRECT		1.00	47,000,000.00	0.00	0.00	0.00	5.45
CALIFORNIA ASSET MANAGEMENT PROGRAM	CAMPMF025	56,000,000.00	DIRECT		1.00	56,000,000.00	0.00	0.00	0.00	5.45
CALIFORNIA ASSET MANAGEMENT PROGRAM	CAMPMF025	75,000,000.00	DIRECT		1.00	75,000,000.00	0.00	0.00	0.00	5.45
CALIFORNIA ASSET MANAGEMENT PROGRAM	CAMPMF025	97,000,000.00	DIRECT		1.00	97,000,000.00	0.00	0.00	0.00	5.45
CALIFORNIA ASSET MANAGEMENT PROGRAM	CAMPMF025	150,000,000.00	DIRECT		1.00	150,000,000.00	0.00	0.00	0.00	5.45
<b>Security Type Sub-Total</b>		<b>617,000,000.00</b>				<b>617,000,000.00</b>	<b>0.00</b>	<b>0.00</b>	<b>0.00</b>	<b>5.45</b>
<b>Federally Insured Cash Account</b>										
STONECASTLE FICA	FICAMF003	22,169.05			1.00	22,169.05	0.00	0.00	0.00	5.27
<b>Security Type Sub-Total</b>		<b>22,169.05</b>				<b>22,169.05</b>	<b>0.00</b>	<b>0.00</b>	<b>0.00</b>	<b>5.27</b>
<b>Federal Agency Mortgage-Backed Security</b>										
FR WN1252 DTD 06/01/2023 4.500% 03/01/2028	3132XFMA3	9,786,000.00	JPMCHAS		96.70	9,463,308.80	(178,959.33)	(205,359.06)	3.48	5.45

**Managed Account Fair Market Value & Analytics**

For the Month Ending **April 30, 2024**

**SAN BERNARDINO COUNTY - 76990800**

<b>Security Type/Description</b>	<b>CUSIP</b>	<b>Par</b>	<b>Broker</b>	<b>Next Call Date</b>	<b>Market Price</b>	<b>Market Value</b>	<b>Unreal G/L On Cost</b>	<b>Unreal G/L Amort Cost</b>	<b>Effective Duration</b>	<b>YTM at Mkt</b>
<b>Federal Agency Mortgage-Backed Security</b>										
FR WN1245 DTD 06/01/2023 4.350% 03/01/2028	3132XFL30	25,000,000.00	JPMCHAS		96.70	24,174,542.25	(338,153.06)	(430,422.10)	3.49	5.30
FR WN1255 DTD 07/01/2023 4.670% 04/01/2028	3132XFMD7	21,000,000.00	JPMCHAS		97.25	20,422,592.82	(124,594.68)	(198,917.29)	3.54	5.45
FR WN2390 DTD 07/01/2023 4.920% 04/01/2028	3132XGUO7	51,524,000.00	CASTLE		98.14	50,564,888.98	(928,921.18)	(933,979.16)	3.52	5.45
FR WN2389 DTD 07/01/2023 4.650% 05/01/2028	3132XGUP9	43,850,000.00	TOR DOM		98.02	42,981,736.24	(1,080,662.20)	(1,045,992.35)	3.59	5.20
FR WN2432 DTD 09/01/2023 5.050% 05/01/2028	3132XGV29	49,502,000.00	JPMCHAS		98.58	48,798,847.85	136,061.44	35,417.44	3.56	5.45
FR WN2578 DTD 04/01/2024 4.360% 05/01/2028	3132XG2L9	51,314,000.00	BMO		96.62	49,581,284.78	(191,290.77)	(205,593.40)	3.61	5.30
FR WN1250 DTD 06/01/2023 4.400% 05/01/2028	3132XFL89	75,000,000.00	BMO		96.76	72,573,216.00	(1,275,416.81)	(1,479,628.90)	3.63	5.30
FR WN2458 DTD 10/01/2023 5.060% 06/01/2028	3132XGWU6	24,652,000.00	LOOP		98.60	24,306,034.82	363,742.79	291,189.45	3.64	5.44
FR WN1268 DTD 10/01/2023 4.620% 06/01/2028	3132XFMS4	33,378,000.00	CASTLE		96.98	32,370,674.66	329,098.49	186,498.62	3.68	5.45
FR WN2409 DTD 08/01/2023 4.900% 06/01/2028	3132XGVB9	42,540,000.00	TOR DOM		98.02	41,696,648.33	37,359.27	(96,324.54)	3.63	5.44
FR WN2382 DTD 07/01/2023 4.340% 06/01/2028	3132XGUG9	50,000,000.00	BMO		96.52	48,260,626.50	215,704.62	(66,795.20)	3.68	5.29
FR WN1292 DTD 01/01/2024 4.300% 11/01/2028	3132XFNJ3	35,250,000.00	TD SEC		96.47	34,007,347.97	(941,099.30)	(956,868.09)	4.04	5.18
FR WN2514 DTD 01/01/2024 4.450% 11/01/2028	3132XGYL4	75,000,000.00	JPMCHAS		96.88	72,659,943.75	(1,803,923.44)	(1,831,882.25)	4.02	5.23
FR WN2337 DTD 04/01/2023 4.350% 01/01/2030	3132XGS31	62,975,000.00	CITIGRP		95.18	59,937,028.06	484,692.12	105,258.25	4.88	5.34
FR WN2398 DTD 07/01/2023 5.030% 02/01/2030	3132XGUY0	15,656,000.00	MS		98.13	15,363,830.55	(438,944.45)	(421,419.99)	4.85	5.41
FR WN2397 DTD 07/01/2023 5.000% 02/01/2030	3132XGUX2	33,757,000.00	JPM		97.98	33,075,697.32	(1,012,279.52)	(972,761.97)	4.89	5.41
FR WN2446 DTD 10/01/2023 4.890% 02/01/2030	3132XGWG7	39,700,000.00	JPMCHAS		97.48	38,697,913.64	390,515.20	286,250.42	4.86	5.40

**Managed Account Fair Market Value & Analytics**

For the Month Ending **April 30, 2024**

**SAN BERNARDINO COUNTY - 76990800**

<b>Security Type/Description</b>	<b>Dated Date/Coupon/Maturity</b>	<b>CUSIP</b>	<b>Par</b>	<b>Broker</b>	<b>Next Call Date</b>	<b>Market Price</b>	<b>Market Value</b>	<b>Unreal G/L On Cost</b>	<b>Unreal G/L Amort Cost</b>	<b>Effective Duration</b>	<b>YTM at Mkt</b>
<b>Federal Agency Mortgage-Backed Security</b>											
FR WN2405		3132XGU79	26,814,000.00	MIZUHO		95.84	25,698,548.06	(665,060.53)	(716,886.90)	4.99	5.13
DTD 07/01/2023 4.310% 04/01/2030											
FR WN2392		3132XGUS3	30,193,000.00	JPMCHAS		94.46	28,520,871.81	(939,712.06)	(1,025,843.48)	5.11	5.14
DTD 07/01/2023 4.050% 04/01/2030											
FR WN2404		3132XGU61	30,648,000.00	MORGANS		95.86	29,378,319.87	(202,986.07)	(289,621.99)	5.03	5.13
DTD 07/01/2023 4.320% 04/01/2030											
FR WN2415		3132XGVH6	24,795,000.00	RAYMOND		97.42	24,155,484.88	(585,276.06)	(591,108.69)	5.02	5.14
DTD 08/01/2023 4.640% 05/01/2030											
FR WN2460		3132XGWW2	9,385,000.00	ACADEMY		95.41	8,953,872.25	262,115.80	215,446.51	5.13	5.22
DTD 10/01/2023 4.340% 06/01/2030											
FR WN2421		3132XGVP8	32,235,000.00	JPMCHAS		94.18	30,357,797.03	133,706.99	(19,426.71)	5.24	5.14
DTD 09/01/2023 4.020% 06/01/2030											
FR WN2442		3132XGWC6	59,832,000.00	JPMCHAS		94.77	56,704,703.42	719,714.04	431,605.33	5.20	5.23
DTD 09/01/2023 4.230% 06/01/2030											
FR WN2459		3132XGWW4	46,801,000.00	JPMCHAS		99.16	46,409,277.50	875,195.20	791,359.08	5.12	5.42
DTD 10/01/2023 5.260% 07/01/2030											
FR WN1286		3132XFNC8	35,000,000.00	JPMCHAS		98.14	34,350,228.85	(1,273,208.65)	(1,248,436.00)	5.50	5.14
DTD 12/01/2023 4.800% 11/01/2030											
FR WN3235		3132XHSZ8	75,000,000.00	JPMCHAS		89.50	67,128,051.75	(1,315,307.63)	(1,359,219.21)	5.51	5.00
DTD 04/01/2024 3.150% 01/01/2031											
FR WN1331		3132XFPR3	71,842,000.00	JPMCHAS		94.99	68,245,090.90	(613,782.30)	(629,217.01)	5.77	5.08
DTD 04/01/2024 4.200% 02/01/2031											
<b>Security Type Sub-Total</b>			<b>1,182,429,000.00</b>				<b>1,138,838,409.64</b>	<b>(9,961,672.08)</b>	<b>(12,382,679.19)</b>	<b>4.44</b>	<b>5.27</b>

<b>Federal Agency Commercial Mortgage-Backed Security</b>											
FHMS K039 A2		3137BDCW4	19,011,344.00	LOOP		99.35	18,887,985.47	(15,677.09)	(114,107.03)	0.19	7.17
DTD 09/01/2014 3.303% 07/01/2024											
FHMS KMP1 A2		3137FATE8	50,000,000.00	JPMCHAS		99.02	49,508,125.00	(4,515,312.50)	(788,237.09)	0.31	6.92
DTD 09/01/2017 2.982% 08/01/2024											
FHMS K729 A2		3137FCM43	13,989,038.57	CANTFIT		98.76	13,815,009.75	(1,419,927.57)	(316,178.34)	0.43	6.15
DTD 12/01/2017 3.136% 10/01/2024											
FHMS K042 A2		3137BFXT3	65,470,000.00	JPMCHAS		98.36	64,397,605.33	(8,507.17)	(815,718.32)	0.51	5.52
DTD 01/28/2015 2.670% 12/01/2024											

**Managed Account Fair Market Value & Analytics**

For the Month Ending **April 30, 2024**

**SAN BERNARDINO COUNTY - 76990800**

<b>Security Type/Description</b>	<b>Dated Date/Coupon/Maturity</b>	<b>CUSIP</b>	<b>Par</b>	<b>Broker</b>	<b>Next Call Date</b>	<b>Market Price</b>	<b>Market Value</b>	<b>Unreal G/L On Cost</b>	<b>Unreal G/L Amort Cost</b>	<b>Effective Duration</b>	<b>YTM at Mkt</b>
<b>Federal Agency Commercial Mortgage-Backed Security</b>											
FHMS K045 A2	DTD 05/01/2015 3.023% 01/01/2025	3137BHXJ1	21,769,715.00	MS		98.12	21,359,633.87	(2,557,289.34)	(766,494.42)	0.68	5.90
FHMS K046 A2	DTD 06/17/2015 3.205% 03/01/2025	3137BJP64	49,930,918.50	MS		97.98	48,923,155.78	616,942.55	(439,396.32)	0.80	5.68
FHMS K732 AM	DTD 06/28/2018 3.700% 05/01/2025	3137FG7G4	25,000,000.00	CANTFIT		97.94	24,483,908.25	(1,760,232.38)	(910,628.09)	1.02	5.82
FHMS K047 A2	DTD 07/30/2015 3.329% 05/01/2025	3137BKRJ1	74,954,333.25	MORGANS		97.84	73,336,819.49	(2,326,066.45)	(1,860,351.07)	0.91	5.55
FHLMC SERIES K049 A2	DTD 10/01/2015 3.010% 07/01/2025	3137BLMZ8	9,996,949.80	FHN		97.26	9,722,734.07	(298,427.09)	(283,137.91)	1.07	5.44
FHMS K733 A2	DTD 11/09/2018 3.750% 08/01/2025	3137FJXO7	3,120,410.45	MORGANS		97.85	3,053,222.12	(334,251.57)	(156,404.63)	1.16	5.53
FHMS K050 A2	DTD 11/01/2015 3.334% 08/01/2025	3137BLW95	30,000,000.00	CANTFIT		97.47	29,241,447.30	(1,615,193.33)	(1,077,091.97)	1.12	5.43
FHMS K052 A1	DTD 12/01/2015 3.308% 09/01/2025	3137BM7C4	50,000,000.00	JPMCHAS		97.30	48,648,203.50	(1,785,390.25)	(1,527,977.81)	1.20	5.41
FHMS K726 A1	DTD 06/01/2017 2.700% 10/01/2025	3137BYLE8	25,000,000.00	INCAPIT		97.23	24,306,428.50	(2,556,852.75)	(1,291,205.98)	1.42	4.72
FHMS KJ23 A1	DTD 01/29/2019 3.683% 10/01/2025	3137FKSO0	60,000,000.00	JPMCHAS		97.43	58,456,602.00	(6,774,648.00)	(3,270,477.35)	1.41	5.57
FRESB 2021-SB82 A5	DTD 01/01/2021 0.670% 11/01/2025	30318CAA5	1,102,353.68	PIPER J		92.97	1,024,899.15	(82,860.48)	(79,156.29)	1.36	5.55
FRESB 2021-SB82 A5	DTD 01/01/2021 0.670% 11/01/2025	30318CAA5	2,572,158.68	WELLS_F		92.97	2,391,431.43	(193,341.15)	(184,698.02)	1.36	5.55
FHMS K053 A2	DTD 03/29/2016 2.995% 12/01/2025	3137BN6G4	59,300,000.00	PIPER J		96.47	57,208,367.44	(296,417.72)	(1,020,055.87)	1.42	5.32
FRESB 2021-SB83	DTD 02/01/2021 0.670% 01/01/2026	30318NAA1	3,215,122.75	JPMCHAS		92.02	2,958,500.33	(271,720.62)	(261,805.26)	1.57	5.69
FHMS K055 A2	DTD 06/22/2016 2.673% 03/01/2026	3137BPW21	83,500,000.00	MORGANS		95.44	79,691,620.95	(1,548,007.96)	(2,681,562.17)	1.70	5.28
FHMS KJ34 A1	DTD 07/01/2021 0.681% 06/01/2026	3137H1LS3	1,815,143.84	JPMCHAS		95.88	1,740,300.27	(74,821.79)	(74,834.20)	0.83	2.72
FHMS K736 A2	DTD 09/01/2019 2.282% 07/01/2026	3137FNWX4	15,000,000.00	MORGANS		94.22	14,133,579.75	(1,425,404.63)	(1,132,619.31)	1.90	5.10

**Managed Account Fair Market Value & Analytics**

For the Month Ending **April 30, 2024**

**SAN BERNARDINO COUNTY - 76990800**

<b>Security Type/Description</b>	<b>Dated Date/Coupon/Maturity</b>	<b>CUSIP</b>	<b>Par</b>	<b>Broker</b>	<b>Next Call Date</b>	<b>Market Price</b>	<b>Market Value</b>	<b>Unreal G/L On Cost</b>	<b>Unreal G/L Amort Cost</b>	<b>Effective Duration</b>	<b>YTM at Mkt</b>
<b>Federal Agency Commercial Mortgage-Backed Security</b>											
FHMS KJ21 A2	DTD 09/01/2018 3.700% 09/01/2026	3137FHGE7	9,112,652.57	CANTFIT		97.31	8,867,127.09	(61,848.59)	(130,744.24)	1.51	4.92
FHMS K729 A2	DTD 01/01/2020 2.525% 10/01/2026	3137FQXJ7	8,250,000.00	CANTFIT		93.82	7,740,411.61	(1,075,486.83)	(769,978.34)	2.22	5.25
FHMS KJ36 A1	DTD 12/01/2021 1.298% 12/01/2026	3137H4RZ5	533,675.57	MORGANS		94.68	505,276.50	(28,396.93)	(28,397.95)	1.26	3.45
FHMS K062 A2	DTD 02/01/2017 3.413% 12/01/2026	3137BUX60	10,000,000.00	MORGANS		95.48	9,548,002.30	(1,201,997.70)	(851,771.84)	2.42	5.29
FHMS K062 A2	DTD 02/01/2017 3.413% 12/01/2026	3137BUX60	18,867,855.00	TOR DOM		95.48	18,015,032.29	(2,291,496.65)	(1,619,682.22)	2.42	5.29
FRESB 2022-SB97	DTD 04/01/2022 1.780% 02/01/2027	30311SAA7	21,367,579.48	WELLS_F		90.64	19,368,039.43	(1,152,700.15)	(1,511,612.82)	2.50	5.45
FHLMC MULTIFAMILY STRUCTURED P	DTD 07/01/2017 3.243% 04/01/2027	3137F1G44	5,000,000.00	JPMCHAS		94.64	4,732,110.75	(102,264.25)	(146,156.59)	2.69	5.23
FHMS KJ39 A1	DTD 04/01/2022 2.750% 04/01/2027	3137H73W1	37,418,975.16	MORGANS		95.88	35,875,463.39	(1,537,337.64)	(1,539,870.88)	1.54	4.25
FHLMC MULTIFAMILY STRUCTURED P	DTD 07/01/2017 3.243% 04/01/2027	3137F1G44	50,000,000.00	JPMCHAS		94.64	47,321,107.50	(2,966,001.88)	(2,848,294.99)	2.69	5.23
FRESB 2022-SB103 ASF	DTD 10/01/2022 2.080% 06/01/2027	30329MAA0	7,816,634.45	WELLSFA		90.54	7,077,059.60	74,238.43	(193,150.43)	2.87	5.42
FHLMC MULTIFAMILY STRUCTURED P	DTD 08/01/2017 3.117% 06/01/2027	3137F2LJ3	36,557,817.00	TOR DOM		94.16	34,423,057.64	(3,682,754.42)	(3,038,358.34)	2.80	5.17
FHMS K068 A2	DTD 10/27/2017 3.244% 08/01/2027	3137FBBX3	81,306,000.00	CANTFIT		94.18	76,570,565.38	(3,414,212.12)	(3,891,359.75)	3.00	5.19
FHMS K739 A2	DTD 11/01/2020 1.336% 09/01/2027	3137F64P9	12,000,000.00	JPMCHAS		88.99	10,679,178.48	197,928.48	(287,392.75)	2.96	4.92
FHMS K740 A2	DTD 11/01/2020 1.470% 09/01/2027	3137F72B0	22,000,000.00	JPMCHAS		88.65	19,502,341.76	259,216.76	(621,751.12)	3.18	5.18
FRESB 2022-SB104 ASF	DTD 11/01/2022 2.600% 09/01/2027	30329OAA1	25,278,894.85	JPMCHAS		91.45	23,117,880.49	42,344.68	(625,721.85)	2.94	5.41
FHMS KGX1 AFX	DTD 12/01/2017 3.000% 10/01/2027	3137FCKD5	70,500,000.00	JPMCHAS		93.62	65,998,701.20	(469,580.05)	(1,586,127.88)	3.22	5.04
FHMS K072 A2	DTD 01/01/2018 3.444% 12/01/2027	3137FEBQ2	12,923,000.00	TOR DOM		94.28	12,184,412.56	(315,561.11)	(414,002.76)	3.27	5.19

**Managed Account Fair Market Value & Analytics**

For the Month Ending **April 30, 2024**

**SAN BERNARDINO COUNTY - 76990800**

<b>Security Type/Description</b>	<b>CUSIP</b>	<b>Par</b>	<b>Broker</b>	<b>Next Call Date</b>	<b>Market Price</b>	<b>Market Value</b>	<b>Unreal G/L On Cost</b>	<b>Unreal G/L Amort Cost</b>	<b>Effective Duration</b>	<b>YTM at Mkt</b>
<b>Federal Agency Commercial Mortgage-Backed Security</b>										
FRESB 2023-SB105 A5 DTD 05/01/2023 3.740% 04/01/2028	30332AAA1	33,308,438.75	WELLS_F		95.07	31,666,729.42	(809,697.83)	(970,187.36)	3.21	5.13
FRESB 2023-SB106 A5F DTD 06/01/2023 3.960% 05/01/2028	35802AAE3	13,957,769.68	JPMCHAS		95.44	13,320,977.70	(224,898.19)	(296,420.47)	3.34	5.23
FRESB 2023-SB107 A5F DTD 07/01/2023 4.090% 05/01/2028	30332EAA3	24,970,645.08	WELLSFA		95.66	23,887,763.59	(539,994.70)	(628,870.27)	3.58	5.29
FHMS K079 AM DTD 08/01/2018 3.930% 06/01/2028	3137FGZU2	11,350,000.00	PIPER J		95.05	10,787,837.56	(481,471.03)	(497,850.70)	3.73	5.28
FRESB 2023-SB108 A5F DTD 08/01/2023 4.250% 06/01/2028	30333AAA0	24,952,164.63	JPMCHAS		96.25	24,017,023.87	(397,371.72)	(476,654.24)	3.61	5.27
FHMS K505 A2 DTD 07/01/2023 4.819% 06/01/2028	3137HACX2	75,000,000.00	JPMCHAS		98.34	73,754,771.25	(1,994,328.75)	(1,873,832.35)	3.58	5.27
FHMS K079 A2 DTD 08/01/2018 3.926% 06/01/2028	3137FGZT5	100,000,000.00	TOR DOM		95.29	95,290,416.00	(3,127,552.75)	(3,419,047.85)	3.71	5.21
FNA 2023-M5 2A2 DTD 07/01/2023 4.500% 07/01/2028	3136BOCS6	10,000,000.00	WELLS_F		97.50	9,749,969.10	(226,593.40)	(230,180.11)	3.57	5.17
FNA 2023-M6 A2 DTD 07/01/2023 4.190% 07/01/2028	3136BQDE6	25,000,000.00	JPMCHAS		96.24	24,060,585.75	(501,914.25)	(568,866.11)	3.74	5.19
FHMS KJ47 A1 DTD 09/01/2023 5.272% 08/01/2028	3137HAMN3	10,901,419.43	JPMCHAS		99.95	10,896,008.51	(5,356.41)	(5,362.37)	3.05	5.29
FRESB 2023-SB110 A5F DTD 10/01/2023 4.580% 08/01/2028	30333HAA5	20,489,987.11	JPMCHAS		97.40	19,957,165.89	273,746.64	196,271.13	3.70	5.26
FRESB 2023-SB109 A5F DTD 09/01/2023 4.390% 08/01/2028	30333MAA4	24,986,829.51	WELLSFA		96.71	24,165,785.78	(140,252.57)	(216,698.01)	3.66	5.25
FHMS K506 A2 DTD 09/01/2023 4.650% 08/01/2028	3137HAMH6	50,000,000.00	WELLSFA		97.81	48,902,721.50	(357,628.50)	(443,382.33)	3.72	5.23
FHMS K508 A2 DTD 10/01/2023 4.740% 08/01/2028	3137HAQ74	50,000,000.00	BMO		98.10	49,051,847.00	148,647.00	39,250.99	3.74	5.24
FRESB 2023-SB111 A5F DTD 11/01/2023 4.710% 09/01/2028	30334CAA5	24,992,865.39	WELLS_F		97.89	24,466,651.61	33,351.48	(14,316.58)	3.76	5.25
FHMS K507 A2 DTD 09/01/2023 4.800% 09/01/2028	3137HAMS2	50,000,000.00	WELLS_F		98.31	49,154,943.00	(247,407.00)	(311,580.77)	3.77	5.24
FHMS K509 A2 DTD 10/01/2023 4.850% 09/01/2028	3137HAST4	75,000,000.00	MORGAN_		98.49	73,868,827.50	1,260,052.50	1,040,513.44	3.81	5.24



**Managed Account Fair Market Value & Analytics**

For the Month Ending **April 30, 2024**

**SAN BERNARDINO COUNTY - 76990800**

<b>Security Type/Description</b>	<b>Dated Date/Coupon/Maturity</b>	<b>CUSIP</b>	<b>Par</b>	<b>Broker</b>	<b>Next Call Date</b>	<b>Market Price</b>	<b>Market Value</b>	<b>Unreal G/L On Cost</b>	<b>Unreal G/L Amort Cost</b>	<b>Effective Duration</b>	<b>YTM at Mkt</b>
<b>Federal Agency Commercial Mortgage-Backed Security</b>											
FHMS K510 A2	DTD 11/01/2023 5.069% 10/01/2028	3137HB3D4	32,000,000.00	JPM		99.29	31,773,847.68	(133,640.32)	(141,174.12)	3.83	5.25
FHMS K747 A2	DTD 01/01/2022 2.050% 11/01/2028	3137H5DX2	34,000,000.00	CANTFIT		87.68	29,811,840.22	(476,050.41)	(1,102,550.93)	4.16	5.12
FHMS K512 A2	DTD 12/01/2023 5.000% 11/01/2028	3137HBCF9	38,000,000.00	JPMCHAS		99.01	37,624,672.86	(730,171.14)	(706,440.79)	3.88	5.25
FRESB 2024-SB112 A5F	DTD 01/01/2024 4.740% 12/01/2028	30334WAA1	11,999,087.35	JPMCHAS		97.96	11,754,554.47	(256,447.97)	(255,890.26)	3.84	5.24
FHMS K514 A2	DTD 02/01/2024 4.572% 12/01/2028	3137HBLV4	15,000,000.00	JPMCHAS		97.46	14,618,549.85	(531,435.15)	(524,960.61)	3.97	5.20
FRESB 2024-SB113 A5F	DTD 04/01/2024 5.020% 12/01/2028	30336BAA5	25,000,000.00	WELLS_F		98.97	24,742,631.50	(48,118.50)	(48,789.68)	3.87	5.27
FHMS K513 A2	DTD 01/01/2024 4.724% 12/01/2028	3137HBFY5	43,000,000.00	BMO		98.04	42,155,115.36	(1,274,411.64)	(1,251,571.54)	4.00	5.21
FHMS K517 A2	DTD 03/01/2024 5.355% 01/01/2029	3137HC2C5	23,500,000.00	BK AMER		100.55	23,628,954.14	(575,716.86)	(558,396.77)	4.07	5.22
FHMS K516 A2	DTD 03/01/2024 5.477% 01/01/2029	3137HBPM0	35,000,000.00	MORGAN_		101.02	35,357,044.10	(692,850.90)	(663,561.28)	4.01	5.23
FHMS K518 A2	DTD 03/01/2024 5.400% 01/01/2029	3137HC2L5	39,000,000.00	JPMCHAS		100.73	39,283,207.47	(658,447.53)	(641,854.35)	4.06	5.22
FHMS K515 A2	DTD 02/01/2024 5.400% 01/01/2029	3137HBPDO	50,000,000.00	WELLS_F		100.68	50,341,617.50	(1,005,382.50)	(958,421.09)	3.98	5.23
FHMS K520 A2	DTD 04/01/2024 5.180% 03/01/2029	3137HCKV3	56,000,000.00	BAML		99.94	55,964,214.88	(263,089.12)	(263,089.12)	4.18	5.19
FHLMC MULTIFAMILY STRUCTURED P	DTD 12/01/2019 2.537% 10/01/2029	3137FOKC6	100,000,000.00	JPMCHAS		87.83	87,829,824.00	(2,123,301.00)	(2,287,072.77)	4.88	5.11
FHMS K752 A2	DTD 08/01/2023 4.284% 07/01/2030	3137HAGZ3	25,000,000.00	MS		95.39	23,847,253.50	(149,021.50)	(249,674.71)	5.18	5.16
FRESB 2023-SB111 A7F	DTD 11/01/2023 4.440% 09/01/2030	30334CAB3	15,000,000.00	WELLS_F		95.80	14,370,733.95	100,078.95	58,662.02	5.28	5.22
FNA 2023-M2 2A2	DTD 02/01/2023 2.914% 09/01/2030	3136BPWB3	17,000,000.00	WELLS_F		88.21	14,995,754.40	(75,808.10)	(84,393.41)	5.36	5.10
FHMS K753 A2	DTD 11/01/2023 4.400% 10/01/2030	3137HB2L7	82,000,000.00	WELLS_F		95.77	78,528,965.42	1,887,911.42	1,578,782.32	5.41	5.18

**Managed Account Fair Market Value & Analytics**

For the Month Ending **April 30, 2024**

**SAN BERNARDINO COUNTY - 76990800**

<b>Security Type/Description</b>	<b>Dated Date/Coupon/Maturity</b>	<b>CUSIP</b>	<b>Par</b>	<b>Broker</b>	<b>Next Call Date</b>	<b>Market Price</b>	<b>Market Value</b>	<b>Unreal G/L On Cost</b>	<b>Unreal G/L Amort Cost</b>	<b>Effective Duration</b>	<b>YTM at Mkt</b>
<b>Federal Agency Commercial Mortgage-Backed Security</b>											
FHMS K514 A2	DTD 12/01/2023 4.940% 11/01/2030	3137HBC51	29,200,000.00	JPMCHAS		98.64	28,802,613.99	(930,057.89)	(924,465.74)	5.44	5.19
FHMS K514 A2	DTD 12/01/2023 4.940% 11/01/2030	3137HBC51	125,775,000.00	TOR DOM		98.64	124,063,314.19	(846,982.69)	(849,781.60)	5.44	5.19
FRESB 2024-SB112 A7F	DTD 01/01/2024 4.960% 12/01/2030	30334WAC7	12,495,812.10	JPMCHAS		97.45	12,176,639.69	(380,901.73)	(378,966.52)	5.29	5.42
FHMS K126 A2	DTD 03/01/2021 2.074% 01/01/2031	3137FXV4	77,500,000.00	JPMCHAS		82.78	64,155,745.43	(378,141.29)	(418,937.29)	6.00	5.13
FHMS K127 A2	DTD 03/25/2021 2.108% 01/25/2031	3137FXZ35	50,000,000.00	JPMCHAS		82.85	41,423,497.00	(14,003.00)	(14,003.00)	6.04	5.12
FHMS K755 A2	DTD 04/01/2024 5.203% 02/01/2031	3137HCH39	32,297,000.00	BMO		100.09	32,325,277.32	(711,905.33)	(706,789.13)	5.54	5.19
FHMS K755 A2	DTD 04/01/2024 5.203% 02/01/2031	3137HCH39	36,600,000.00	CANTFIT		100.09	36,632,044.76	(221,009.93)	(219,967.17)	5.54	5.19
<b>Security Type Sub-Total</b>			<b>2,723,957,591.63</b>				<b>2,612,023,286.43</b>	<b>(64,796,890.87)</b>	<b>(59,447,033.70)</b>	<b>3.31</b>	<b>5.29</b>

<b>Federal Agency Bond / Note</b>											
FEDERAL FARM CREDIT BANK NOTES	DTD 05/16/2022 2.625% 05/16/2024	3133ENWP1	40,000,000.00	CITIGRP		99.88	39,952,560.00	6,560.00	(46,331.93)	0.05	5.24
FHLMC (CALLABLE) NOTES	DTD 05/20/2020 0.510% 05/20/2024	3134GVUY2	25,000,000.00	WELLS_F		99.74	24,935,325.00	(64,675.00)	(64,675.00)	0.06	5.17
FHLMC (CALLABLE) NOTES	DTD 05/20/2020 0.500% 05/20/2024	3134GVXC7	25,000,000.00	INCAPIT		99.74	24,935,200.00	(64,800.00)	(64,800.00)	0.06	5.17
FEDERAL HOME LOAN BANK NOTES	DTD 11/07/2022 4.875% 06/14/2024	3130ATVC8	50,000,000.00	MS		99.93	49,963,900.00	(100,100.00)	(41,110.68)	0.12	5.37
FEDERAL HOME LOAN BANK NOTES	DTD 06/10/2022 2.750% 06/28/2024	3130ASDS5	50,000,000.00	FHN		99.58	49,789,300.00	(94,700.00)	(201,717.36)	0.16	5.34
FEDERAL HOME LOAN BANK NOTES	DTD 12/11/2023 5.315% 07/01/2024	3130AY3J3	100,000,000.00	GREAT P		99.99	99,986,100.00	(13,900.00)	(13,900.00)	0.17	5.40
FANNIE MAE NOTES	DTD 07/08/2019 1.750% 07/02/2024	3135GOV75	25,000,000.00	CITI		99.38	24,846,150.00	65,150.00	(146,389.56)	0.18	5.33
FEDERAL HOME LOAN BANK NOTES	DTD 07/08/2022 3.000% 07/08/2024	3130ASME6	25,000,000.00	CITIGRP		99.55	24,887,850.00	(63,650.00)	(107,638.37)	0.19	5.35

**Managed Account Fair Market Value & Analytics**

For the Month Ending **April 30, 2024**

**SAN BERNARDINO COUNTY - 76990800**

<b>Security Type/Description</b>	<b>CUSIP</b>	<b>Par</b>	<b>Broker</b>	<b>Next Call Date</b>	<b>Market Price</b>	<b>Market Value</b>	<b>Unreal G/L On Cost</b>	<b>Unreal G/L Amort Cost</b>	<b>Effective Duration</b>	<b>YTM at Mkt</b>
<b>Federal Agency Bond / Note</b>										
FEDERAL HOME LOAN BANK NOTES DTD 12/28/2023 5.115% 08/01/2024	3130AYC61	100,000,000.00	GREAT P		99.90	99,904,000.00	(96,000.00)	(96,000.00)	0.25	5.50
FEDERAL HOME LOAN BANK NOTES DTD 08/15/2014 2.875% 09/13/2024	3130A2UW4	25,000,000.00	WELLSFAR		99.08	24,768,950.00	(1,681,800.00)	(338,897.60)	0.37	5.41
FEDERAL HOME LOAN BANK NOTES DTD 08/15/2014 2.875% 09/13/2024	3130A2UW4	25,000,000.00	MORGANST		99.08	24,768,950.00	(1,664,375.00)	(337,719.72)	0.37	5.41
FEDERAL HOME LOAN BANK NOTES (CALLABLE) DTD 06/17/2021 0.405% 09/17/2024	3130AMVF6	23,630,000.00	TOR DOM	06/17/24	98.10	23,181,384.45	937,756.55	(91,091.02)	0.14	5.50
FEDERAL HOME LOAN BANK NOTES (CALLABLE) DTD 06/23/2021 0.430% 09/23/2024	3130AMVV1	41,600,000.00	TOR DOM	06/23/24	98.03	40,780,438.40	1,638,166.40	(165,670.66)	0.15	5.51
FEDERAL FARM CREDIT BANK NOTES DTD 09/26/2022 4.250% 09/26/2024	3133ENP79	50,000,000.00	MORGAN_		99.53	49,764,050.00	(231,950.00)	(235,140.15)	0.41	5.42
FEDERAL HOME LOAN BANK NOTES DTD 10/28/2022 4.500% 10/03/2024	3130ATT31	75,000,000.00	WELLS_F		99.61	74,710,875.00	(207,375.00)	(271,177.05)	0.43	5.41
FANNIE MAE NOTES DTD 10/18/2019 1.625% 10/15/2024	3135G0W66	25,000,000.00	CITI		98.32	24,578,875.00	(378,375.00)	(417,210.94)	0.46	5.39
FEDERAL HOME LOAN BANKS DTD 04/10/2024 5.225% 11/01/2024	3130B0UC1	100,000,000.00	GREAT P		99.90	99,903,000.00	(97,000.00)	(97,000.00)	0.50	5.42
FEDERAL HOME LOAN BANK DTD 04/08/2024 5.220% 11/04/2024	3130B0SX8	50,000,000.00	GREAT P		99.90	49,949,650.00	(50,350.00)	(50,350.00)	0.51	5.42
FEDERAL HOME LOAN BANKS NOTES DTD 04/17/2024 5.300% 11/14/2024	3130B0Y78	100,000,000.00	GREAT P		99.94	99,937,100.00	(62,900.00)	(62,900.00)	0.54	5.42
FEDERAL FARM CREDIT BANK NOTES DTD 11/18/2022 4.500% 11/18/2024	3133ENZ94	50,000,000.00	DAIWA		99.51	49,752,850.00	(194,150.00)	(232,616.58)	0.54	5.42
FFCB NOTES DTD 11/18/2021 0.875% 11/18/2024	3133ENEJ5	75,000,000.00	WELLS_F		97.58	73,184,175.00	(1,729,575.00)	(1,800,007.25)	0.55	5.40
FEDERAL HOME LOAN BANK NOTES DTD 11/06/2014 2.750% 12/13/2024	3130A3GE8	10,000,000.00	JEFFERIE		98.40	9,839,620.00	(676,010.00)	(223,885.38)	0.61	5.41
FEDERAL HOME LOAN BANK NOTES DTD 11/06/2014 2.750% 12/13/2024	3130A3GE8	25,000,000.00	INTL_FCS		98.40	24,599,050.00	(1,785,450.00)	(571,466.08)	0.61	5.41
FEDERAL HOME LOAN BANK NOTES DTD 11/06/2014 2.750% 12/13/2024	3130A3GE8	25,000,000.00	WELLSFAR		98.40	24,599,050.00	(1,688,450.00)	(559,519.48)	0.61	5.41

**Managed Account Fair Market Value & Analytics**

For the Month Ending **April 30, 2024**

**SAN BERNARDINO COUNTY - 76990800**

<b>Security Type/Description</b>	<b>CUSIP</b>	<b>Par</b>	<b>Broker</b>	<b>Next Call Date</b>	<b>Market Price</b>	<b>Market Value</b>	<b>Unreal G/L On Cost</b>	<b>Unreal G/L Amort Cost</b>	<b>Effective Duration</b>	<b>YTM at Mkt</b>
<b>Federal Agency Bond / Note</b>										
FEDERAL HOME LOAN BANK NOTES DTD 12/22/2021 1.000% 12/20/2024	3130AOF40	25,000,000.00	WELLS_F		97.27	24,317,175.00	675,675.00	(324,353.31)	0.64	5.40
FEDERAL HOME LOAN BANK NOTES DTD 12/22/2021 1.000% 12/20/2024	3130AQF40	25,000,000.00	BARCLAY		97.27	24,317,175.00	652,175.00	(330,554.33)	0.64	5.40
FFCB NOTES DTD 01/11/2022 1.125% 01/06/2025	3133ENKS8	38,000,000.00	JPMCHAS		97.16	36,922,092.00	(992,408.00)	(1,058,315.88)	0.68	5.41
FANNIE MAE NOTES DTD 01/10/2020 1.625% 01/07/2025	3135G0X24	75,000,000.00	BARCLAYS		97.49	73,116,525.00	(1,644,225.00)	(1,850,551.89)	0.68	5.40
FREDDIE MAC NOTES DTD 02/14/2020 1.500% 02/12/2025	3137EAEP0	50,000,000.00	WELLSFAR		97.09	48,544,600.00	(1,416,900.00)	(1,449,345.48)	0.78	5.34
FEDERAL FARM CREDIT BANK NOTES DTD 02/15/2022 1.750% 02/14/2025	3133ENPG9	30,000,000.00	WELLS_F		97.26	29,177,550.00	(742,350.00)	(801,309.45)	0.78	5.34
FFCB BONDS DTD 02/21/2023 4.750% 02/21/2025	3133EPBH7	75,000,000.00	WELLS_F		99.54	74,653,425.00	(1,094,325.00)	(672,066.18)	0.80	5.33
FEDERAL HOME LOAN BANKS NOTES DTD 03/03/2023 5.000% 02/28/2025	3130AV7L0	23,000,000.00	WELLS_F		99.73	22,937,049.00	(32,591.00)	(50,314.90)	0.82	5.33
FEDERAL HOME LOAN BANKS NOTES DTD 02/17/2015 2.375% 03/14/2025	3130A4CH3	25,840,000.00	DAIWA		97.52	25,199,555.60	(1,458,538.80)	(775,164.36)	0.87	5.32
FFCB BONDS DTD 03/28/2023 4.000% 03/28/2025	3133EPER2	50,000,000.00	TOR DOM		98.85	49,426,200.00	(360,200.00)	(477,080.98)	0.90	5.30
FANNIE MAE NOTES DTD 04/24/2020 0.625% 04/22/2025	3135G03U5	50,000,000.00	CITIGRP		95.61	47,804,000.00	(2,093,000.00)	(2,175,896.93)	0.98	5.29
FHLMC (CALLABLE) NOTES DTD 05/06/2020 0.700% 05/06/2025	3134GVPR3	25,000,000.00	PIPER J		95.51	23,877,650.00	(1,122,350.00)	(1,122,350.00)	1.01	5.29
FEDERAL HOME LOAN BANKS NOTES DTD 06/12/2023 4.625% 06/06/2025	3130AWER7	41,000,000.00	CITIGRP		99.29	40,708,367.00	(257,603.00)	(272,810.89)	1.07	5.29
FANNIE MAE NOTES DTD 06/19/2020 0.500% 06/17/2025	3135G04Z3	50,000,000.00	WELLS_F		94.81	47,407,400.00	(2,489,100.00)	(2,569,221.71)	1.13	5.28
FREDDIE MAC NOTES DTD 07/23/2020 0.375% 07/21/2025	3137EAEU9	45,000,000.00	WELLS_F		94.29	42,431,940.00	(2,343,960.00)	(2,513,263.62)	1.22	5.25
FANNIE MAE NOTES DTD 08/27/2020 0.375% 08/25/2025	3135G05X7	50,000,000.00	BARCLAY		93.87	46,933,550.00	(2,832,450.00)	(3,004,742.76)	1.32	5.25
FREDDIE MAC (CALLABLE) NOTES DTD 09/02/2020 0.550% 09/02/2025	3134GWA22	19,900,000.00	OPCO		94.00	18,706,497.50	(1,193,502.50)	(1,193,502.50)	1.33	5.25

**Managed Account Fair Market Value & Analytics**

For the Month Ending **April 30, 2024**

**SAN BERNARDINO COUNTY - 76990800**

<b>Security Type/Description</b>	<b>CUSIP</b>	<b>Par</b>	<b>Broker</b>	<b>Next Call Date</b>	<b>Market Price</b>	<b>Market Value</b>	<b>Unreal G/L On Cost</b>	<b>Unreal G/L Amort Cost</b>	<b>Effective Duration</b>	<b>YTM at Mkt</b>
<b>Federal Agency Bond / Note</b>										
FEDERAL HOME LOAN BANK NOTES DTD 09/11/2020 0.375% 09/04/2025	3130AK5E2	14,000,000.00	WELLS_F		93.75	13,125,672.00	(832,328.00)	(862,991.00)	1.34	5.25
FREDDIE MAC NOTES DTD 09/25/2020 0.375% 09/23/2025	3137EAEX3	20,000,000.00	CITIGRP		93.52	18,703,600.00	(1,236,200.00)	(1,279,567.76)	1.39	5.25
FANNIE MAE NOTES DTD 11/12/2020 0.500% 11/07/2025	3135G06G3	45,000,000.00	BARCLAY		93.23	41,951,475.00	(2,887,425.00)	(2,999,425.33)	1.51	5.19
FEDERAL HOME LOAN BANK NOTES (CALLABLE) DTD 02/24/2021 0.750% 02/24/2026	3130ALCV4	58,700,000.00	CITIGRP	05/24/24	92.29	54,173,056.00	1,154,042.00	(1,173,899.82)	0.10	5.26
FEDERAL HOME LOAN BANK NOTES DTD 03/01/2023 4.500% 03/13/2026	3130AV6J6	50,000,000.00	WELLS_F		98.88	49,440,600.00	(1,581,900.00)	(1,208,954.57)	1.80	5.13
FEDERAL HOME LOAN BANKS NOTES DTD 05/10/2019 2.500% 06/12/2026	3130AGFP5	49,535,000.00	MS		94.95	47,034,225.53	(386,273.93)	(1,091,107.44)	2.05	5.04
FEDERAL HOME LOAN BANK NOTES (CALLABLE) DTD 09/29/2021 0.900% 06/29/2026	3130ANXZ8	50,000,000.00	TOR DOM	06/29/24	91.38	45,692,400.00	539,900.00	(1,013,304.13)	2.14	5.16
FFCB BONDS DTD 08/14/2023 4.500% 08/14/2026	3133EPSW6	50,000,000.00	DAIWA		98.87	49,434,700.00	(450,300.00)	(477,685.95)	2.18	5.03
FEDERAL HOME LOAN BANK NOTES (CALLABLE) DTD 09/23/2021 1.030% 09/30/2026	3130APAZ8	50,000,000.00	CITI	06/30/24	90.82	45,410,350.00	35,350.00	(1,331,463.10)	2.39	5.12
FEDERAL HOME LOAN BANK NOTES (CALLABLE) DTD 10/26/2021 1.250% 10/26/2026	3130APJ55	34,770,000.00	CITIGRP	07/26/24	91.10	31,676,130.63	449,193.63	(723,124.19)	0.26	5.10
FEDERAL HOME LOAN BANK NOTES (CALLABLE) DTD 10/26/2021 1.250% 10/26/2026	3130APJ55	48,940,000.00	CITIGRP	07/26/24	91.10	44,585,269.86	484,212.36	(1,149,945.46)	0.26	5.10
FEDERAL HOME LOAN BANK NOTES (CALLABLE) DTD 11/23/2021 1.500% 11/23/2026	3130APVJ1	50,000,000.00	CITIGRP	05/23/24	91.49	45,743,800.00	688,800.00	(897,332.08)	0.10	5.08
FANNIE MAE NOTES (CALLABLE) DTD 12/18/2020 0.875% 12/18/2026	3135G06L2	44,500,000.00	DIRECT	06/18/24	89.74	39,936,480.50	834,330.50	(1,034,720.96)	0.17	5.08
FEDERAL HOME LOAN BANK NOTES DTD 12/22/2021 1.250% 12/21/2026	3130AQF65	50,000,000.00	WELLS_F		90.91	45,455,850.00	921,850.00	(986,267.49)	2.59	4.96

**Managed Account Fair Market Value & Analytics**

For the Month Ending **April 30, 2024**

**SAN BERNARDINO COUNTY - 76990800**

<b>Security Type/Description</b> <b>Dated Date/Coupon/Maturity</b>	<b>CUSIP</b>	<b>Par</b>	<b>Broker</b>	<b>Next Call Date</b>	<b>Market Price</b>	<b>Market Value</b>	<b>Unreal G/L On Cost</b>	<b>Unreal G/L Amort Cost</b>	<b>Effective Duration</b>	<b>YTM at Mkt</b>
<b>Federal Agency Bond / Note</b>										
FEDERAL HOME LOAN BANK NOTES (CALLABLE) DTD 12/30/2020 0.600% 12/30/2026	3130AKK88	39,805,000.00	CITIGRP	06/30/24	88.99	35,421,275.35	417,952.50	(963,496.34)	0.20	5.07
FEDERAL HOME LOAN BANKS NOTES DTD 01/29/2024 4.130% 01/15/2027	3130AYPN0	10,000,000.00	CITIGRP		97.91	9,791,420.00	(186,080.00)	(187,913.50)	2.56	4.96
FEDERAL HOME LOAN BANK NOTES (CALLABLE) DTD 02/26/2021 1.000% 02/26/2027	3130ALDA9	22,500,000.00	INSPERE	05/26/24	89.48	20,131,920.00	200,295.00	(586,118.61)	0.12	5.05
FEDERAL HOME LOAN BANK NOTES (CALLABLE) DTD 02/26/2021 1.115% 02/26/2027	3130ALGL2	25,000,000.00	LOOP CA	05/26/24	89.77	22,443,250.00	137,750.00	(696,047.05)	2.78	5.05
FHLB NOTES (CALLABLE) DTD 02/26/2021 0.920% 02/26/2027	3130ALCE2	25,000,000.00	CITIGRP	05/26/24	89.27	22,317,000.00	222,000.00	(660,680.62)	0.12	5.05
FEDERAL HOME LOAN BANK NOTES (CALLABLE) DTD 02/26/2021 1.115% 02/26/2027	3130ALGL2	25,510,000.00	LOOP CA	05/26/24	89.77	22,901,092.30	227,804.30	(640,771.72)	2.78	5.05
FEDERAL HOME LOAN BANK NOTES (CALLABLE) DTD 02/26/2021 0.900% 02/26/2027	3130AL5A8	37,400,000.00	LOOP CA	05/26/24	89.22	33,366,858.80	873,738.80	(687,246.17)	0.12	5.05
FEDERAL HOME LOAN BANKS DTD 04/11/2024 4.750% 04/09/2027	3130B0TY5	20,000,000.00	WELLS_F		99.57	19,914,800.00	(32,400.00)	(33,297.23)	2.77	4.91
FEDERAL FARM CREDIT BANK NOTES DTD 01/06/2023 4.000% 01/06/2028	3133EN5N6	50,000,000.00	DAIWA		97.26	48,629,400.00	(1,285,600.00)	(1,307,990.47)	3.41	4.82
FEDERAL HOME LOAN BANKS NOTES DTD 07/14/2023 4.000% 06/30/2028	3130AWN63	15,000,000.00	WELLSFA		97.15	14,573,145.00	(386,955.00)	(393,381.25)	3.82	4.76
FFCB NOTES (CALLABLE) DTD 09/20/2021 1.300% 09/20/2028	3133EM5P3	33,652,000.00	WELLS_F	05/07/24	86.12	28,980,025.54	(346,009.86)	(1,185,538.43)	0.09	4.85
FANNIE MAE NOTES (CALLABLE) DTD 09/25/2020 0.810% 09/25/2028	3136G43D3	25,000,000.00	CITIGRP	09/25/24	84.17	21,042,275.00	(202,225.00)	(939,811.96)	0.42	4.85
<b>Security Type Sub-Total</b>		<b>2,782,282,000.00</b>				<b>2,681,875,225.46</b>	<b>(29,670,083.05)</b>	<b>(51,390,142.61)</b>	<b>0.83</b>	<b>5.27</b>

**Corporate Note**

**Managed Account Fair Market Value & Analytics**

For the Month Ending **April 30, 2024**

**SAN BERNARDINO COUNTY - 76990800**

<b>Security Type/Description</b>	<b>CUSIP</b>	<b>Par</b>	<b>Broker</b>	<b>Next Call Date</b>	<b>Market Price</b>	<b>Market Value</b>	<b>Unreal G/L On Cost</b>	<b>Unreal G/L Amort Cost</b>	<b>Effective Duration</b>	<b>YTM at Mkt</b>
<b>Corporate Note</b>										
JOHN DEERE CAPITAL CORP CORPORATE NOTES DTD 06/10/2021 0.450% 06/07/2024	24422EVO9	30,000,000.00	LOOP		99.51	29,853,420.00	(109,080.00)	(145,310.56)	0.10	5.22
TOYOTA MOTOR CREDIT CORP CORPORATE NOTES DTD 06/18/2021 0.500% 06/18/2024	89236TJH9	15,000,000.00	CITIGRP		99.34	14,900,925.00	(81,225.00)	(98,293.25)	0.14	5.48
TOTOTA MOTOR CREDIT CORP NOTE (FLOAT) DTD 06/18/2021 5.570% 06/18/2024	89236TJJ5	20,000,000.00	CITIGRP		100.01	20,001,880.00	1,880.00	1,880.00	0.00	5.58
JOHN DEERE CAPITAL CORP CORPORATE NOTES DTD 09/10/2021 0.625% 09/10/2024	24422EVU0	15,000,000.00	CITIGRP		98.24	14,736,105.00	(254,145.00)	(262,720.73)	0.36	5.59
TOYOTA MOTOR CREDIT CORP CORPORATE NOTES DTD 09/13/2021 0.625% 09/13/2024	89236TJN6	40,000,000.00	JPMCHAS		98.18	39,270,640.00	(710,560.00)	(727,044.31)	0.37	5.66
JOHN DEERE CAPITAL CORP CORPORATE NOTES DTD 10/11/2022 4.550% 10/11/2024	24422EWM7	15,000,000.00	CITIGRP		99.53	14,928,855.00	(61,545.00)	(69,004.37)	0.45	5.62
BANK OF NY MELLON CORP (CALLABLE) CORPOR DTD 10/25/2021 0.850% 10/25/2024	06406RAX5	50,000,000.00	JPMCHAS	09/25/24	97.73	48,866,150.00	(1,101,350.00)	(1,128,601.37)	0.41	5.64
BANK OF NY MELLON CORP FLT NOTES (CALLAB DTD 10/25/2021 5.522% 10/25/2024	06406RAY3	50,000,000.00	JPMCHAS	09/25/24	99.98	49,988,950.00	(11,050.00)	(11,050.00)	0.00	5.52
AMAZON.COM INC CORPORATE NOTES DTD 12/01/2022 4.700% 11/29/2024	023135CM6	25,000,000.00	JPMCHAS		99.56	24,891,150.00	(92,100.00)	(103,978.94)	0.57	5.46
JOHN DEERE CAPITAL CORP CORPORATE NOTES DTD 01/10/2022 1.250% 01/10/2025	24422EVY2	10,000,000.00	RBC		97.18	9,717,560.00	(277,740.00)	(281,350.77)	0.69	5.45
TOYOTA MOTOR CREDIT CORP CORPORATE NOTES DTD 01/12/2023 4.800% 01/10/2025	89236TKN4	15,000,000.00	BARCLAY		99.56	14,934,630.00	(58,920.00)	(63,122.67)	0.68	5.44

**Managed Account Fair Market Value & Analytics**

For the Month Ending **April 30, 2024**

**SAN BERNARDINO COUNTY - 76990800**

<b>Security Type/Description</b>	<b>CUSIP</b>	<b>Par</b>	<b>Broker</b>	<b>Next Call Date</b>	<b>Market Price</b>	<b>Market Value</b>	<b>Unreal G/L On Cost</b>	<b>Unreal G/L Amort Cost</b>	<b>Effective Duration</b>	<b>YTM at Mkt</b>
<b>Corporate Note</b>										
JOHN DEERE CAPITAL CORP CORPORATE NOTES DTD 03/07/2022 2.125% 03/07/2025	24422EWB1	7,000,000.00	MITSU		97.26	6,807,976.00	(189,014.00)	(191,172.63)	0.85	5.46
AMAZON.COM INC CORPORATE NOTES DTD 04/13/2022 3.000% 04/13/2025	023135CE4	50,000,000.00	JPMCHAS		97.64	48,821,300.00	(1,099,200.00)	(1,153,529.84)	0.95	5.57
BANK OF NY MELLON CORP (CALLABLE) CORP N DTD 04/26/2022 3.350% 04/25/2025	06406RBC0	50,000,000.00	CITIGRP	03/25/25	97.99	48,995,000.00	(998,000.00)	(1,002,705.02)	0.90	5.47
JOHN DEERE CAPITAL CORP CORPORATE NOTES DTD 06/08/2023 4.950% 06/06/2025	24422EWW5	5,000,000.00	JPMCHAS		99.51	4,975,670.00	(21,530.00)	(22,789.81)	1.06	5.41
BANK OF NY MELLON CORP CORP NOTES (CALLA DTD 06/13/2022 3.430% 06/13/2025	06406RBF3	20,000,000.00	JPMCHAS	06/13/24	99.59	19,918,600.00	(81,400.00)	(81,400.00)	0.12	3.80
MET TOWER GLOBAL FUNDING NOTES DTD 06/13/2022 3.700% 06/13/2025	58989V2E3	35,000,000.00	JPMCHAS		98.02	34,307,175.00	(658,525.00)	(680,056.39)	1.09	5.54
TOYOTA MOTOR CREDIT CORP CORPORATE NOTES DTD 06/30/2022 3.950% 06/30/2025	89236TKC8	15,000,000.00	BOFA		98.33	14,748,765.00	(236,985.00)	(245,709.22)	1.14	5.45
JOHN DEERE CAPITAL CORP CORPORATE NOTES DTD 09/08/2022 4.050% 09/08/2025	24422EWJ4	7,000,000.00	CREDITA		98.33	6,882,918.00	(113,582.00)	(115,501.25)	1.33	5.34
WALMART INC CORPORATE NOTES DTD 09/09/2022 3.900% 09/09/2025	931142EW9	5,000,000.00	BARCLAY		98.27	4,913,595.00	(82,905.00)	(84,821.06)	1.33	5.23
NESTLE HOLDINGS INC CORP NOTE DTD 09/13/2022 4.000% 09/12/2025	641062BA1	5,000,000.00	BAML		98.11	4,905,590.00	(92,760.00)	(93,658.08)	1.34	5.45
TOYOTA MOTOR CREDIT CORP CORP NOTES DTD 11/10/2022 5.400% 11/10/2025	89236TKK0	25,000,000.00	RBC CAP		100.03	25,006,875.00	36,375.00	21,894.16	1.45	5.38
BANK OF NY MELLON (CALLABLE) NOTES DTD 11/22/2022 5.224% 11/21/2025	06405LAC5	5,000,000.00	JPMCHAS	11/21/24	99.62	4,980,905.00	(19,095.00)	(19,095.00)	0.55	5.48
AMAZON.COM INC CORPORATE NOTES DTD 12/01/2022 4.600% 12/01/2025	023135CN4	25,000,000.00	JPMCHAS		98.95	24,738,125.00	(260,375.00)	(261,082.57)	1.52	5.29



**Managed Account Fair Market Value & Analytics**

For the Month Ending **April 30, 2024**

**SAN BERNARDINO COUNTY - 76990800**

<b>Security Type/Description</b>	<b>Dated Date/Coupon/Maturity</b>	<b>CUSIP</b>	<b>Par</b>	<b>Broker</b>	<b>Next Call Date</b>	<b>Market Price</b>	<b>Market Value</b>	<b>Unreal G/L On Cost</b>	<b>Unreal G/L Amort Cost</b>	<b>Effective Duration</b>	<b>YTM at Mkt</b>
<b>Corporate Note</b>											
MET LIFE GLOB FUNDING I NOTES DTD 01/06/2023 5.000% 01/06/2026		592179KD6	15,000,000.00	BAML		99.19	14,878,800.00	(121,200.00)	(121,200.00)	1.61	5.50
JOHN DEERE CAPITAL CORP CORPORATE NOTES DTD 01/09/2023 4.800% 01/09/2026		24422EWPO	15,000,000.00	RBC CAP		99.30	14,894,400.00	(98,550.00)	(101,624.73)	1.62	5.24
WELLS FARGO BANK NA CORPORATE NOTES (CAL DTD 01/23/2024 4.811% 01/15/2026		94988J6H5	30,000,000.00	WELLS_F	12/14/25	98.75	29,626,350.00	(373,650.00)	(373,650.00)	1.56	5.59
PROCTER & GAMBLE CO/THE CORPORATE NOTES DTD 01/26/2023 4.100% 01/26/2026		742718FY0	10,000,000.00	CITIGRP		98.25	9,824,530.00	(168,770.00)	(171,588.16)	1.68	5.16
DEERE & COMPANY CAPITAL CORP NOTE DTD 03/07/2024 4.950% 03/06/2026		24422EXK0	10,000,000.00	BARCLAY		99.42	9,941,800.00	(54,300.00)	(54,578.79)	1.78	5.28
WALMART INC CORPORATE NOTES (CALLABLE) DTD 04/18/2023 4.000% 04/15/2026		931142FA6	15,000,000.00	MIZUHO	03/15/26	98.03	14,704,215.00	(289,185.00)	(291,473.56)	1.82	5.07
APPLE INC CORP NOTES (CALLABLE) DTD 05/10/2023 4.421% 05/08/2026		037833ES5	30,000,000.00	BARCLAY	05/08/24	98.71	29,614,200.00	(385,800.00)	(385,800.00)	0.03	5.10
TOYOTA MOTOR CREDIT CORP CORP NOTES DTD 05/18/2023 4.450% 05/18/2026		89236TKT1	25,000,000.00	MORGAN_		98.29	24,571,550.00	(413,950.00)	(418,567.24)	1.94	5.34
JOHN DEERE CAPITAL CORP CORPORATE NOTES DTD 06/08/2023 4.750% 06/08/2026		24422EWX3	5,000,000.00	JPMCHAS		98.90	4,945,070.00	(52,030.00)	(52,897.88)	1.99	5.31
WELLS FARGO CORP NOTES (CALLABLE) DTD 12/11/2023 5.254% 12/11/2026		94988J6F9	40,000,000.00	WELLS_F	11/09/26	99.53	39,812,320.00	(187,680.00)	(187,680.00)	2.35	5.45
MET TOWER GLOBAL FUNDING NOTES DTD 01/16/2024 4.850% 01/16/2027		58989V2G8	20,000,000.00	BAML		98.63	19,725,660.00	(257,140.00)	(258,702.67)	2.54	5.40
DEERE & COMPANY CAPITAL CORP NOTE DTD 03/07/2024 4.850% 03/05/2027		24422EXM6	10,000,000.00	BARCLAY		99.14	9,914,150.00	(76,550.00)	(76,983.00)	2.67	5.18
<b>Security Type Sub-Total</b>			<b>764,000,000.00</b>				<b>754,545,804.00</b>	<b>(9,051,636.00)</b>	<b>(9,312,969.71)</b>	<b>0.96</b>	<b>5.40</b>

**Commercial Paper**

**Managed Account Fair Market Value & Analytics**

For the Month Ending **April 30, 2024**

**SAN BERNARDINO COUNTY - 76990800**

<b>Security Type/Description</b>	<b>CUSIP</b>	<b>Par</b>	<b>Broker</b>	<b>Next Call Date</b>	<b>Market Price</b>	<b>Market Value</b>	<b>Unreal G/L On Cost</b>	<b>Unreal G/L Amort Cost</b>	<b>Effective Duration</b>	<b>YTM at Mkt</b>
<b>Commercial Paper</b>										
TOYOTA MOTOR CREDIT CORP COMM PAPER DTD 11/01/2023 0.000% 05/01/2024	89233GE10	50,000,000.00	TOYOTA		99.99	49,992,500.00	1,387,708.33	(7,500.00)	0.00	5.40
MICROSOFT CORP COMM PAPER DTD 11/27/2023 0.000% 05/01/2024	59515ME19	50,000,000.00	WILLIAM		99.99	49,992,550.00	1,142,133.33	(7,450.00)	0.00	5.36
MICROSOFT CORP COMM PAPER DTD 11/27/2023 0.000% 05/01/2024	59515ME19	50,000,000.00	WILLIAM		99.99	49,992,550.00	854,605.56	(7,450.00)	0.00	5.36
CREDIT AGRICOLE CIB NY COMM PAPER DTD 11/02/2023 0.000% 05/01/2024	22533TE10	107,000,000.00	CREDITA		99.99	106,985,020.00	743.06	(14,980.00)	0.03	5.04
COOPERATIEVE RABOBANK UA COMM PAPER DTD 04/30/2024 0.000% 05/01/2024	21687AE17	175,000,000.00	RABOBAN		99.99	174,974,236.12	0.01	(25,763.88)	0.00	5.30
METLIFE SHORT TERM FUNDING COMM PAPER DTD 11/27/2023 0.000% 05/02/2024	59157TE25	50,000,000.00	CITIGRP		99.97	49,984,900.00	1,147,400.00	(7,600.00)	0.01	5.44
CHARIOT FUNDING LLC COMM PAPER DTD 02/01/2024 0.000% 05/24/2024	15963TE08	50,000,000.00	CITIGRP		99.63	49,816,550.00	645,216.67	(14,783.33)	0.07	5.52
CHARTA LLC COMM PAPER DTD 02/05/2024 0.000% 05/24/2024	16115VEQ8	50,000,000.00	CITIGRP		99.64	49,818,750.00	619,597.22	(12,263.89)	0.07	5.46
METLIFE SHORT TERM FUNDING COMM PAPER DTD 12/06/2019 0.000% 06/03/2024	59157TF32	50,000,000.00	BK AMER		99.49	49,743,650.00	802,150.00	(17,100.00)	0.10	5.46
TOYOTA MOTOR CREDIT CORP COMM PAPER DTD 11/08/2023 0.000% 06/03/2024	89233GF35	50,000,000.00	TOYOTA		99.49	49,744,950.00	613,561.11	(12,133.33)	0.10	5.43
CHARIOT FUNDING LLC COMM PAPER DTD 02/29/2024 0.000% 06/03/2024	15963TF38	50,000,000.00	CHASE		99.48	49,740,100.00	443,363.89	(15,608.33)	0.10	5.53
CHARIOT FUNDING LLC COMM PAPER DTD 02/29/2024 0.000% 06/03/2024	15963TF38	50,000,000.00	CHASE		99.48	49,740,100.00	413,752.78	(15,608.33)	0.10	5.53
CAFCO LLC COMM PAPER DTD 02/29/2024 0.000% 06/12/2024	1247P2FC3	50,000,000.00	CITIGRP		99.35	49,672,550.00	438,105.56	(18,283.33)	0.13	5.52
JOHNSON & JOHNSON COMM PAPER DTD 03/01/2024 0.000% 07/01/2024	47816FG13	50,000,000.00	CASTLE		99.08	49,538,500.00	426,388.89	(17,555.56)	0.18	5.41

**Managed Account Fair Market Value & Analytics**

For the Month Ending **April 30, 2024**

**SAN BERNARDINO COUNTY - 76990800**

<b>Security Type/Description</b>	<b>CUSIP</b>	<b>Par</b>	<b>Broker</b>	<b>Next Call Date</b>	<b>Market Price</b>	<b>Market Value</b>	<b>Unreal G/L On Cost</b>	<b>Unreal G/L Amort Cost</b>	<b>Effective Duration</b>	<b>YTM at Mkt</b>
<b>Commercial Paper</b>										
JUPITER SEC CO LLC COMM PAPER -- 0.000% 07/08/2024	4820P2G82	50,000,000.00	CHASE		98.95	49,474,050.00	236,536.11	(22,561.11)	0.20	5.55
TOYOTA MOTOR CREDIT CORP COMM PAPER DTD 03/06/2024 0.000% 07/09/2024	89233GG91	50,000,000.00	TOYOTA		98.96	49,477,600.00	394,266.67	(16,400.00)	0.20	5.43
CHARIOT FUNDING LLC COMM PAPER DTD 03/27/2024 0.000% 07/10/2024	15963TGA1	50,000,000.00	CHASE		98.91	49,457,250.00	234,541.67	(24,555.55)	0.21	5.56
TOYOTA MOTOR CREDIT CORP COMM PAPER DTD 01/10/2024 0.000% 08/01/2024	89233GH17	40,000,000.00	TOYOTA		98.62	39,447,400.00	626,066.67	(21,044.44)	0.27	5.42
JOHNSON & JOHNSON COMM PAPER DTD 03/04/2024 0.000% 08/01/2024	47816FH12	50,000,000.00	CASTLE		98.62	49,309,900.00	389,066.67	(28,211.11)	0.27	5.42
METLIFE SHORT TERM FUND COMM PAPER DTD 04/02/2024 0.000% 08/02/2024	59157TH22	50,000,000.00	CHASE		98.58	49,292,250.00	183,527.78	(28,333.33)	0.27	5.50
CRC FUNDING LLC COMM PAPER DTD 03/25/2024 0.000% 08/07/2024	12619TH72	50,000,000.00	CITIGRP		98.50	49,248,200.00	245,700.00	(27,688.89)	0.29	5.55
METLIFE SHORT TERM FUND COMM PAPER DTD 04/02/2024 0.000% 08/07/2024	59157TH71	50,000,000.00	CHASE		98.51	49,254,700.00	182,505.56	(29,355.55)	0.29	5.50
CHARIOT FUNDING LLC COMM PAPER DTD 04/17/2024 0.000% 08/21/2024	15963THM4	50,000,000.00	CHASE		98.27	49,136,200.00	75,950.00	(28,466.67)	0.33	5.60
BOFA SECURITIES INC COMM PAPER DTD 12/08/2023 0.000% 09/03/2024	06054NJ36	50,000,000.00	BK AMER		98.11	49,052,950.00	1,066,700.00	(14,758.33)	0.36	5.52
METLIFE SHORT TERM FUND COMM PAPER DTD 03/05/2020 0.000% 09/03/2024	59157TJ38	60,860,000.00	CHASE		98.10	59,706,033.54	150,719.79	(44,539.38)	0.36	5.52
CHARIOT FUNDING LLC COMM PAPER DTD 04/26/2024 0.000% 09/09/2024	15963TJ91	50,000,000.00	CHASE		97.98	48,991,000.00	7,222.22	(30,138.89)	0.38	5.62
TOYOTA MOTOR CREDIT CORP COMM PAPER DTD 01/06/2024 0.000% 10/01/2024	89233GK13	50,000,000.00	TOYOTA		97.74	48,871,100.00	36,350.00	(525.00)	0.44	5.40
METLIFE SHORT TERM FUND COMM PAPER DTD 04/15/2023 0.000% 11/01/2024	59157TL19	51,730,000.00	CITIGRP		97.22	50,291,750.81	67,668.59	(52,804.83)	0.53	5.57
CITIGROUP GLOBAL MARKETS COMM PAPER DTD 04/22/2024 0.000% 11/07/2024	17327AL70	50,000,000.00	CITIGRP		97.10	48,550,400.00	21,650.00	(37,794.44)	0.54	5.63

**Managed Account Fair Market Value & Analytics**

For the Month Ending **April 30, 2024**

**SAN BERNARDINO COUNTY - 76990800**

Security Type/Description Dated Date/Coupon/Maturity	CUSIP	Par	Broker	Next Call Date	Market Price	Market Value	Unreal G/L On Cost	Unreal G/L Amort Cost	Effective Duration	YTM at Mkt
<b>Security Type Sub-Total</b>		<b>1,634,590,000.00</b>				<b>1,619,297,690.47</b>	<b>12,853,198.14</b>	<b>(601,257.50)</b>	<b>0.18</b>	<b>5.44</b>

**Certificate of Deposit**

BANK OF AMERICA NA CERT DEPOS DTD 01/10/2024 5.410% 07/01/2024	06051WHC1	50,000,000.00	BAML		99.96	49,979,295.15	(20,704.85)	(20,704.85)	0.18	5.56
BANK OF AMERICA NA CERT DEPOS DTD 01/10/2024 5.380% 08/01/2024	06051WHB3	50,000,000.00	BAML		99.92	49,961,454.15	(38,545.85)	(38,545.85)	0.27	5.59
BANK OF AMERICA NA CERT DEPOS DTD 04/02/2024 5.450% 10/01/2024	06051WKP8	50,000,000.00	BK AMER		99.93	49,965,805.05	(34,194.95)	(34,194.95)	0.44	5.59
BANK OF AMERICA NA CERT DEPOS DTD 04/02/2024 5.450% 11/01/2024	06051WKO6	50,000,000.00	BK AMER		99.89	49,944,080.95	(55,919.05)	(55,919.05)	0.53	5.65

<b>Security Type Sub-Total</b>		<b>200,000,000.00</b>				<b>199,850,635.30</b>	<b>(149,364.70)</b>	<b>(149,364.70)</b>	<b>0.35</b>	<b>5.60</b>
--------------------------------	--	-----------------------	--	--	--	-----------------------	---------------------	---------------------	-------------	-------------

**Bank Note**

WELLS FARGO BANK NA BANK NOTES (CALLABLE DTD 08/09/2023 5.550% 08/01/2025	94988J6B8	10,000,000.00	WELLSFA	07/01/25	100.05	10,005,060.00	12,260.00	9,611.04	1.13	5.50
CITIBANK NA CORP NOTES (CALLABLE) DTD 04/30/2024 5.438% 04/30/2026	17325FBF4	10,000,000.00	CITIGRP	03/30/26	99.90	9,989,590.00	(10,410.00)	(10,410.00)	1.84	5.49
WELLS FARGO BANK NA BANK NOTES (CALLABLE DTD 08/09/2023 5.450% 08/07/2026	94988J6D4	10,000,000.00	WELLSFA	07/07/26	99.89	9,988,840.00	(10,360.00)	(10,554.52)	2.07	5.50

<b>Security Type Sub-Total</b>		<b>30,000,000.00</b>				<b>29,983,490.00</b>	<b>(8,510.00)</b>	<b>(11,353.48)</b>	<b>1.68</b>	<b>5.50</b>
--------------------------------	--	----------------------	--	--	--	----------------------	-------------------	--------------------	-------------	-------------

**Asset-Backed Security**

BMWLT 2023-1 A2 DTD 02/15/2023 5.270% 02/25/2025	05593AAB5	552,431.90	BAML		99.94	552,087.13	(308.09)	(329.92)	0.06	5.35
JDOT 2022-B A2 DTD 07/20/2022 3.730% 06/16/2025	47800AAB6	213,337.91	RBC		99.94	213,199.62	(115.70)	(129.55)	0.04	3.79
HAROT 2021-2 A3 DTD 05/26/2021 0.330% 08/15/2025	43811JAC1	1,752,887.89	WELLS_F		98.96	1,734,592.64	2,931.13	(10,545.15)	0.20	1.14
HAROT 2021-2 A3 DTD 05/26/2021 0.330% 08/15/2025	43811JAC1	3,330,486.98	CITIGRP		98.96	3,295,726.03	(34,631.06)	(34,721.28)	0.20	1.14

**Managed Account Fair Market Value & Analytics**

For the Month Ending **April 30, 2024**

**SAN BERNARDINO COUNTY - 76990800**

<b>Security Type/Description</b>	<b>Dated Date/Coupon/Maturity</b>	<b>CUSIP</b>	<b>Par</b>	<b>Broker</b>	<b>Next Call Date</b>	<b>Market Price</b>	<b>Market Value</b>	<b>Unreal G/L On Cost</b>	<b>Unreal G/L Amort Cost</b>	<b>Effective Duration</b>	<b>YTM at Mkt</b>
<b>Asset-Backed Security</b>											
JDOT 2022-C A2	DTD 10/19/2022 4.980% 08/15/2025	47800BAB4	7,324,504.64	CITIGRP		99.91	7,318,220.22	(6,022.20)	(6,164.63)	0.13	5.05
TLOT 2023-A A2	DTD 04/18/2023 5.300% 08/20/2025	89239MAB3	3,190,199.95	BARCLAY		99.89	3,186,552.91	(3,523.26)	(3,578.13)	0.29	5.39
BMWLT 2023-2 A2	DTD 10/11/2023 5.950% 08/25/2025	055979AB4	2,820,058.37	JPMCHAS		100.14	2,823,896.75	3,996.02	3,951.06	0.32	5.84
MBART 2022-1 A2	DTD 11/22/2022 5.260% 10/15/2025	58768PAB0	1,979,566.44	SMBC		99.79	1,975,435.68	(4,004.27)	(4,067.16)	0.09	5.41
HAROT 2023-1 A2	DTD 02/24/2023 5.220% 10/21/2025	43815JAB9	2,962,152.16	CITIGRP		99.85	2,957,778.25	(4,195.89)	(4,275.17)	0.29	5.32
TAOT 2021-B A3	DTD 06/14/2021 0.260% 11/17/2025	89190GAC1	8,894,644.08	CITIGRP		98.58	8,768,325.90	(125,360.23)	(125,983.46)	0.23	1.19
HART 2022-C A2A	DTD 11/09/2022 5.350% 11/17/2025	44933DAB7	10,204,754.09	SMBC		99.96	10,201,070.17	(3,052.24)	(3,360.64)	0.17	5.37
MBALT 2023-A A2	DTD 05/24/2023 5.240% 11/17/2025	58768RAB6	11,902,258.61	JPMCHAS		99.89	11,889,197.07	(12,922.28)	(12,974.89)	0.30	5.31
BMWLT 2023-1 A3	DTD 02/15/2023 5.160% 11/25/2025	05593AAC3	6,150,000.00	BAML		99.74	6,134,029.68	(15,823.95)	(15,887.61)	0.49	5.33
HART 2023-A A2A	DTD 04/12/2023 5.190% 12/15/2025	448979AB0	6,203,833.37	BAML		99.89	6,196,778.99	(6,695.80)	(6,836.96)	0.26	5.26
MBART 2023-1 A2	DTD 01/25/2023 5.090% 01/15/2026	58770AAB9	1,047,499.88	MITSU		99.90	1,046,477.94	(985.80)	(1,001.17)	0.16	5.15
TAOT 2023-A A2	DTD 01/30/2023 5.050% 01/15/2026	891940AB4	3,057,943.00	BAML		99.87	3,054,080.21	(3,739.24)	(3,791.47)	0.22	5.13
HART 2021-B A3	DTD 07/28/2021 0.380% 01/15/2026	44934KAC8	4,581,515.20	CITIGRP		98.43	4,509,734.77	(70,769.29)	(71,393.82)	0.24	1.31
TAOT 2021-C A3	DTD 09/27/2021 0.430% 01/15/2026	89239BAC5	4,787,111.82	BARC		97.79	4,681,110.80	(105,619.48)	(105,849.47)	0.33	1.75
TAOT 2022-D A2A	DTD 11/08/2022 5.270% 01/15/2026	89239HAB4	8,910,109.80	RBC CAP		99.89	8,900,499.36	(9,511.54)	(9,557.42)	0.21	5.34
HAROT 2021-4 A3	DTD 11/24/2021 0.880% 01/21/2026	43815GAC3	3,831,516.75	BK AMER		97.50	3,735,697.41	(95,011.65)	(95,484.35)	0.48	2.36
JDOT 2021-B A3	DTD 07/21/2021 0.520% 03/16/2026	47789QAC4	5,412,575.39	MITSU		97.43	5,273,210.23	(138,882.36)	(139,170.79)	0.46	1.92

**Managed Account Fair Market Value & Analytics**

For the Month Ending **April 30, 2024**

**SAN BERNARDINO COUNTY - 76990800**

<b>Security Type/Description</b>	<b>CUSIP</b>	<b>Par</b>	<b>Broker</b>	<b>Next Call Date</b>	<b>Market Price</b>	<b>Market Value</b>	<b>Unreal G/L On Cost</b>	<b>Unreal G/L Amort Cost</b>	<b>Effective Duration</b>	<b>YTM at Mkt</b>
<b>Asset-Backed Security</b>										
JDOT 2023-A A2 DTD 03/02/2023 5.280% 03/16/2026	47800CAB2	13,677,672.23	MITSU		99.87	13,660,226.36	(16,965.79)	(17,150.04)	0.33	5.35
HAROT 2023-3 A2 DTD 08/22/2023 5.710% 03/18/2026	43815QAB3	6,401,140.51	BK AMER		100.06	6,404,715.55	4,181.23	4,017.90	0.46	5.68
TAOT 2021-D A3 DTD 11/15/2021 0.710% 04/15/2026	89238JAC9	3,569,562.05	RBC		97.71	3,487,920.45	(81,565.57)	(81,607.92)	0.42	1.90
HAROT 2023-2 A2 DTD 05/30/2023 5.410% 04/15/2026	437927AB2	4,227,381.75	BARCLAY		99.92	4,223,864.15	(3,264.38)	(3,345.57)	0.45	5.45
TLOT 2023-A A3 DTD 04/18/2023 4.930% 04/20/2026	89239MAC1	14,000,000.00	BARCLAY		99.41	13,917,967.00	(79,591.40)	(80,434.17)	0.87	5.24
BMWOT 2023-A A2A DTD 07/18/2023 5.720% 04/27/2026	05592XAB6	2,295,951.20	TD		100.05	2,297,049.81	1,202.38	1,172.91	0.40	5.69
HART 2021-C A3 DTD 11/17/2021 0.740% 05/15/2026	44935FAD6	2,629,163.11	SMBC		97.94	2,574,872.47	(53,703.82)	(54,024.42)	0.39	1.77
HART 2023-B A2A DTD 07/19/2023 5.770% 05/15/2026	44933XAB3	4,003,726.28	BARCLAY		100.06	4,005,945.15	2,297.74	2,275.78	0.43	5.74
TAOT 2023-B A2A DTD 05/23/2023 5.280% 05/15/2026	891941AB2	4,116,249.28	RBC CAP		99.86	4,110,498.06	(5,656.13)	(5,686.20)	0.37	5.35
TAOT 2022-A A3 DTD 01/31/2022 1.230% 06/15/2026	89239KAC5	2,586,304.11	MIZUHO		97.71	2,527,117.57	(58,746.87)	(58,973.04)	0.45	2.33
JDOT 2023-B A2 DTD 06/28/2023 5.590% 06/15/2026	477920AB8	4,020,282.85	BK AMER		99.97	4,018,976.26	(1,068.99)	(1,136.56)	0.46	5.61
MBART 2021-1 A3 DTD 09/22/2021 0.460% 06/15/2026	58772WAC7	8,180,596.13	MIZUHO		97.64	7,987,570.06	(191,956.05)	(192,545.89)	0.39	1.59
HAROT 2023-4 A2 DTD 11/08/2023 5.870% 06/22/2026	438123AB7	6,000,000.00	JPM		100.15	6,008,794.20	9,258.00	9,178.40	0.66	5.80
TLOT 2024-A A2A DTD 02/27/2024 5.330% 07/20/2026	89238GAB7	3,500,000.00	TD SEC		99.75	3,491,191.55	(8,511.30)	(8,531.99)	0.63	5.45
BMWLT 2024-1 A2A DTD 02/14/2024 5.100% 07/27/2026	05611UAB9	6,500,000.00	BARCLAY		99.57	6,472,029.20	(27,837.55)	(27,848.48)	0.84	5.30
TAOT 2023-C A2A DTD 08/15/2023 5.600% 08/17/2026	89231FAB6	2,535,656.45	BNP DIR		99.98	2,535,242.12	(259.41)	(296.09)	0.45	5.61
JDOT 2023-C A2 DTD 09/19/2023 5.760% 08/17/2026	47787CAB9	8,750,000.00	RBC		100.04	8,753,872.75	4,459.00	4,342.86	0.51	5.74

**Managed Account Fair Market Value & Analytics**

For the Month Ending **April 30, 2024**

**SAN BERNARDINO COUNTY - 76990800**

<b>Security Type/Description</b>	<b>Dated Date/Coupon/Maturity</b>	<b>CUSIP</b>	<b>Par</b>	<b>Broker</b>	<b>Next Call Date</b>	<b>Market Price</b>	<b>Market Value</b>	<b>Unreal G/L On Cost</b>	<b>Unreal G/L Amort Cost</b>	<b>Effective Duration</b>	<b>YTM at Mkt</b>
<b>Asset-Backed Security</b>											
BMWOT 2022-A A3	DTD 05/18/2022 3.210% 08/25/2026	05602RAD3	10,303,903.53	RBC		98.36	10,135,304.88	(168,062.85)	(168,308.08)	0.59	3.95
FORDO 2023-C A2A	DTD 11/21/2023 5.680% 09/15/2026	344940AB7	4,250,000.00	SMBC		100.06	4,252,565.73	2,951.20	2,894.39	0.58	5.65
TAOT 2022-B A3	DTD 04/13/2022 2.930% 09/15/2026	89238FAD5	9,732,552.12	MITSU		98.26	9,563,353.65	(168,970.73)	(169,076.29)	0.58	3.70
HAROT 2024-1 A2	DTD 02/21/2024 5.360% 09/15/2026	437918AB1	25,000,000.00	MITSU		99.83	24,958,417.50	(39,275.00)	(39,438.51)	0.80	5.43
GMCAR 2023-3 A2A	DTD 07/19/2023 5.740% 09/16/2026	36267KAB3	1,719,636.43	WELLSFA		99.99	1,719,384.50	(220.81)	(228.54)	0.44	5.75
JDOT 2022-A A3	DTD 03/16/2022 2.320% 09/16/2026	47787JAC2	5,191,472.60	BOFA		97.90	5,082,611.05	(107,713.20)	(108,255.61)	0.61	3.24
BMWLT 2023-2 A3	DTD 10/11/2023 5.990% 09/25/2026	055979AC2	3,000,000.00	JPMCHAS		100.42	3,012,662.40	12,723.30	12,712.66	1.04	5.80
MBART 2023-2 A2	DTD 10/25/2023 5.920% 11/16/2026	58769FAB1	4,500,000.00	BK AMER		100.15	4,506,787.35	6,988.95	6,957.35	0.53	5.86
GMCAR 2023-4 A2A	DTD 10/11/2023 5.890% 11/16/2026	379930AB6	5,566,952.46	BMO		104.75	5,831,142.77	264,720.84	264,632.64	0.54	3.93
TAOT 2023-D A2A	DTD 11/14/2023 5.800% 11/16/2026	89239FAB8	7,000,000.00	JPM		100.14	7,009,574.60	9,680.30	9,665.16	0.60	5.74
HART 2022-B A3	DTD 07/20/2022 3.720% 11/16/2026	44918MAD2	10,928,075.26	BARCLAY		98.70	10,785,664.95	(142,405.94)	(142,407.74)	0.65	4.26
TAOT 2024-A A2A	DTD 01/30/2024 5.130% 12/15/2026	89238DAB4	22,000,000.00	BK AMER		99.65	21,923,279.40	(75,781.20)	(75,858.76)	0.71	5.27
HART 2023-C A2A	DTD 11/13/2023 5.800% 01/15/2027	44918CAB8	6,255,000.00	BNP		100.13	6,263,235.96	8,528.69	8,488.93	0.63	5.75
FORDO 2024-A A2A	DTD 03/19/2024 5.320% 01/15/2027	34535EAB8	11,500,000.00	JPMCHAS		99.79	11,475,781.00	(23,815.35)	(23,830.92)	0.93	5.40
MBALT 2023-A A3	DTD 05/24/2023 4.740% 01/15/2027	58768RAC4	20,000,000.00	JPMCHAS		99.14	19,827,952.00	(171,352.00)	(171,531.23)	1.11	5.08
CHAIT 2024-A1 A	DTD 01/31/2024 4.600% 01/15/2027	161571HV9	65,000,000.00	JPMCHAS		98.29	63,890,976.50	(1,099,124.00)	(1,099,914.47)	2.48	5.28
JDOT 2024-A A2A	DTD 03/19/2024 5.190% 02/16/2027	47800RAB9	3,600,000.00	CITIGRP		99.66	3,587,778.72	(12,009.96)	(12,017.86)	0.98	5.32

**Managed Account Fair Market Value & Analytics**

For the Month Ending **April 30, 2024**

**SAN BERNARDINO COUNTY - 76990800**

<b>Security Type/Description</b>	<b>CUSIP</b>	<b>Par</b>	<b>Broker</b>	<b>Next Call Date</b>	<b>Market Price</b>	<b>Market Value</b>	<b>Unreal G/L On Cost</b>	<b>Unreal G/L Amort Cost</b>	<b>Effective Duration</b>	<b>YTM at Mkt</b>
<b>Asset-Backed Security</b>										
GMCAR 2024-1 A2A DTD 01/17/2024 5.120% 02/16/2027	36268GAB1	8,500,000.00	BARCLAY		99.66	8,470,924.05	(28,900.85)	(28,916.14)	0.74	5.25
JDOT 2022-B A3 DTD 07/20/2022 3.740% 02/16/2027	47800AAC4	8,600,000.00	RBC		98.36	8,458,781.12	(140,397.58)	(140,717.36)	0.84	4.37
TAOT 2024-B A2A DTD 04/30/2024 5.410% 03/15/2027	89237NAB3	12,500,000.00	SMBC		99.90	12,488,117.22	(10,984.03)	(10,984.89)	0.97	5.45
GMCAR 2024-2 A2A DTD 04/10/2024 5.330% 03/16/2027	379931AB4	6,250,000.00	BNP DIR		99.78	6,236,128.13	(13,458.75)	(13,466.29)	0.93	5.41
BMWLT 2024-1 A3 DTD 02/14/2024 4.980% 03/25/2027	05611UAD5	16,000,000.00	BARCLAY		99.02	15,843,032.00	(156,571.20)	(156,596.42)	1.75	5.35
HART 2024-A A2A DTD 03/20/2024 5.290% 04/15/2027	448973AB3	5,750,000.00	BK AMER		99.74	5,735,099.45	(14,831.55)	(14,833.92)	0.92	5.38
HART 2023-A A3 DTD 04/12/2023 4.580% 04/15/2027	448979AD6	14,000,000.00	BAML		98.86	13,840,418.20	(158,215.40)	(158,574.73)	1.11	5.00
TLOT 2024-A 3 DTD 02/27/2024 5.250% 04/20/2027	89238GAD3	3,500,000.00	TD SEC		99.52	3,483,319.00	(16,533.30)	(16,540.99)	1.70	5.42
HAROT 2023-1 A3 DTD 02/24/2023 5.040% 04/21/2027	43815JAC7	6,500,000.00	CITIGRP		99.35	6,457,705.15	(41,087.15)	(41,431.07)	1.21	5.28
AMXCA 2022-2 A DTD 05/24/2022 3.390% 05/17/2027	02582JJT8	20,000,000.00	BARCLAY		97.83	19,565,724.00	(429,852.00)	(431,573.93)	0.99	4.15
MBART 2024-1 A2A DTD 01/24/2024 5.060% 05/17/2027	587918AB9	49,000,000.00	CITIGRP		99.54	48,776,716.80	(217,844.20)	(218,254.42)	0.85	5.22
JDOT 2022-C A3 DTD 10/19/2022 5.090% 06/15/2027	47800BAC2	28,961,000.00	CITIGRP		99.35	28,771,948.38	(186,804.25)	(187,544.56)	1.08	5.32
HART 2022-C A3 DTD 11/09/2022 5.390% 06/15/2027	44933DAD3	48,500,000.00	SMBC		99.78	48,393,392.15	(106,375.05)	(106,449.78)	1.02	5.47
MBART 2022-1 A3 DTD 11/22/2022 5.210% 08/16/2027	58768PAC8	20,500,000.00	SMBC		99.67	20,431,890.80	(64,054.30)	(65,288.60)	0.88	5.32
TAOT 2023-A A3 DTD 01/30/2023 4.630% 09/15/2027	891940AC2	13,000,000.00	BAML		98.84	12,849,194.80	(150,798.70)	(150,800.46)	1.18	5.00
TAOT 2022-D A3 DTD 11/08/2022 5.300% 09/15/2027	89239HAD0	70,500,000.00	RBC CAP		99.93	70,448,577.30	(44,464.35)	(46,584.84)	1.15	5.32
AMXCA 2022-4 A DTD 11/03/2022 4.950% 10/15/2027	02582JJX9	33,000,000.00	BARCLAY		99.22	32,742,580.20	(255,783.00)	(256,276.67)	1.37	5.20



**Managed Account Fair Market Value & Analytics**

For the Month Ending **April 30, 2024**

**SAN BERNARDINO COUNTY - 76990800**

<b>Security Type/Description</b>	<b>CUSIP</b>	<b>Par</b>	<b>Broker</b>	<b>Next Call Date</b>	<b>Market Price</b>	<b>Market Value</b>	<b>Unreal G/L On Cost</b>	<b>Unreal G/L Amort Cost</b>	<b>Effective Duration</b>	<b>YTM at Mkt</b>
<b>Asset-Backed Security</b>										
HAROT 2023-2 A3 DTD 05/30/2023 4.930% 11/15/2027	437927AC0	4,000,000.00	BARCLAY		99.12	3,964,714.80	(34,637.20)	(34,771.17)	1.57	5.20
MBART 2023-1 A3 DTD 01/25/2023 4.510% 11/15/2027	58770AAC7	6,630,000.00	MITSU		98.80	6,550,531.49	(78,672.91)	(78,882.35)	1.04	4.88
JDOT 2023-A A3 DTD 03/02/2023 5.010% 11/15/2027	47800CAC0	22,000,000.00	MITSU		99.25	21,836,020.80	(159,970.80)	(160,964.16)	1.41	5.24
CCIT 2023-A1 A1 DTD 12/11/2023 5.230% 12/08/2027	17305EGW9	9,000,000.00	CITIGRP		99.53	8,957,786.40	(41,085.00)	(41,184.76)	1.49	5.37
TAOT 2023-B A3 DTD 05/23/2023 4.710% 02/15/2028	891941AD8	12,500,000.00	RBC CAP		98.61	12,325,873.75	(173,427.50)	(173,566.52)	1.53	5.11
HAROT 2023-3 A3 DTD 08/22/2023 5.410% 02/18/2028	43815OAC1	6,500,000.00	BK AMER		99.77	6,485,281.40	(13,378.30)	(13,584.94)	1.62	5.48
BMWOT 2023-A A3 DTD 07/18/2023 5.470% 02/25/2028	05592XAD2	3,000,000.00	TD		99.94	2,998,158.60	(1,309.80)	(1,400.77)	1.52	5.49
JDOT 2023-B A3 DTD 06/28/2023 5.180% 03/15/2028	477920AC6	4,000,000.00	BK AMER		99.40	3,975,954.00	(23,378.80)	(23,498.14)	1.64	5.35
DCENT 2023-A1 A DTD 04/11/2023 4.310% 03/15/2028	254683CY9	45,000,000.00	RBC CAP		98.00	44,098,245.00	(899,145.00)	(899,704.70)	1.75	4.88
VZMT 2023-2 A DTD 04/25/2023 4.890% 04/13/2028	92348KBL6	35,000,000.00	RBC CAP		99.33	34,764,835.00	(234,615.50)	(234,728.12)	1.44	5.08
TAOT 2023-C A3 DTD 08/15/2023 5.160% 04/17/2028	89231FAD2	2,000,000.00	BNP DIR		99.48	1,989,519.80	(10,027.80)	(10,096.71)	1.64	5.31
HART 2023-B A3 DTD 07/19/2023 5.480% 04/17/2028	44933XAD9	5,000,000.00	BARCLAY		99.91	4,995,719.00	(4,064.00)	(4,099.92)	1.59	5.50
JDOT 2023-C A3 DTD 09/19/2023 5.480% 05/15/2028	47787CAC7	6,750,000.00	RBC		99.83	6,738,714.00	(10,822.28)	(10,877.13)	1.77	5.53
AMXCA 2023-1 A DTD 06/14/2023 4.870% 05/15/2028	02582JJZ4	14,000,000.00	RBC		98.90	13,846,085.40	(152,672.80)	(152,895.32)	1.89	5.17
COMET 2023-A1 A DTD 05/24/2023 4.420% 05/15/2028	14041NGD7	50,000,000.00	RBC CAP		98.11	49,054,810.00	(933,725.00)	(935,888.09)	1.90	4.94
DCENT 2023-A2 A DTD 06/28/2023 4.930% 06/15/2028	254683CZ6	25,000,000.00	BK AMER		99.03	24,757,800.00	(238,822.50)	(239,395.97)	1.96	5.19
GMCAR 2023-3 A3 DTD 07/19/2023 5.450% 06/16/2028	36267KAD9	5,000,000.00	WELLSFA		99.60	4,980,235.00	(19,572.00)	(19,602.88)	1.69	5.56

**Managed Account Fair Market Value & Analytics**

For the Month Ending **April 30, 2024**

**SAN BERNARDINO COUNTY - 76990800**

<b>Security Type/Description</b> <b>Dated Date/Coupon/Maturity</b>	<b>CUSIP</b>	<b>Par</b>	<b>Broker</b>	<b>Next Call Date</b>	<b>Market Price</b>	<b>Market Value</b>	<b>Unreal G/L On Cost</b>	<b>Unreal G/L Amort Cost</b>	<b>Effective Duration</b>	<b>YTM at Mkt</b>
<b>Asset-Backed Security</b>										
HAROT 2023-4 A3 DTD 11/08/2023 5.670% 06/21/2028	438123AC5	2,250,000.00	JPM		100.34	2,257,560.45	7,956.67	7,920.19	1.90	5.58
TAOT 2023-D A3 DTD 11/14/2023 5.540% 08/15/2028	89239FAD4	3,250,000.00	JPM		100.20	3,256,612.78	6,963.13	6,932.85	1.98	5.49
HAROT 2024-1 A3 DTD 02/21/2024 5.210% 08/15/2028	437918AC9	16,500,000.00	MITSU		99.56	16,427,418.15	(71,864.10)	(71,891.82)	1.99	5.32
HART 2023-C A3 DTD 11/13/2023 5.540% 10/16/2028	44918CAD4	2,750,000.00	BNP		99.92	2,747,726.30	(1,912.08)	(1,942.27)	1.99	5.56
TAOT 2024-A A3 DTD 01/30/2024 4.830% 10/16/2028	89238DAD0	12,000,000.00	BK AMER		98.72	11,846,674.80	(150,924.00)	(151,040.01)	2.05	5.15
JDOT 2024-A A3 DTD 03/19/2024 4.960% 11/15/2028	47800RAD5	2,700,000.00	CITIGRP		98.79	2,667,254.94	(32,593.86)	(32,597.25)	2.21	5.26
GMCAR 2024-1 A3 DTD 01/17/2024 4.850% 12/18/2028	36268GAD7	3,000,000.00	BARCLAY		98.71	2,961,219.60	(38,177.10)	(38,208.70)	2.11	5.16
VZMT 2024-1 A1A MTGE DTD 01/18/2024 5.000% 12/20/2028	92348KCL5	17,000,000.00	BK AMER		98.67	16,774,462.70	(225,030.70)	(225,056.82)	2.04	5.32
TAOT 2024-B A3 DTD 04/30/2024 5.330% 01/16/2029	89237NAD9	17,500,000.00	SMBC		99.79	17,463,891.03	(33,613.47)	(33,614.92)	2.24	5.38
HART 2024-A A3 DTD 03/20/2024 4.990% 02/15/2029	448973AD9	4,000,000.00	BK AMER		98.88	3,955,218.00	(43,900.00)	(43,918.21)	2.19	5.25
<b>Security Type Sub-Total</b>		<b>1,113,041,666.58</b>				<b>1,104,423,899.37</b>	<b>(8,494,492.21)</b>	<b>(8,530,655.06)</b>	<b>1.21</b>	<b>5.04</b>
<b>Managed Account Sub-Total</b>		<b>16,035,322,427.26</b>				<b>15,537,215,643.52</b>	<b>(107,404,558.97)</b>	<b>(216,056,529.97)</b>	<b>1.53</b>	<b>5.26</b>
<b>Securities Sub-Total</b>		<b>\$16,035,322,427.26</b>				<b>\$15,537,215,643.52</b>	<b>(\$107,404,558.97)</b>	<b>(\$216,056,529.97)</b>	<b>1.53</b>	<b>5.26%</b>
<b>Accrued Interest</b>						<b>\$57,718,639.59</b>				
<b>Total Investments</b>						<b>\$15,594,934,283.11</b>				

**Managed Account Security Transactions & Interest**

For the Month Ending **April 30, 2024**

**SAN BERNARDINO COUNTY - 76990800**

Transaction Type		Security Description	CUSIP	Par	Principal Proceeds	Accrued Interest	Total	Realized G/L Cost	Realized G/L Amort Cost	Sale Method
Trade	Settle									
<b>BUY</b>										
03/27/24	04/02/24	FHMS K514 A2 DTD 12/01/2023 4.940% 11/01/2030	3137HBC51	29,200,000.00	(29,732,671.88)	(4,006.89)	(29,736,678.77)			
04/01/24	04/02/24	METLIFE SHORT TERM FUND COMM PAPER DTD 04/02/2024 0.000% 08/02/2024	59157TH22	50,000,000.00	(49,108,722.22)	0.00	(49,108,722.22)			
04/01/24	04/02/24	METLIFE SHORT TERM FUND COMM PAPER DTD 04/02/2024 0.000% 08/07/2024	59157TH71	50,000,000.00	(49,072,194.44)	0.00	(49,072,194.44)			
04/02/24	04/02/24	BANK OF AMERICA NA CERT DEPOS DTD 04/02/2024 5.450% 11/01/2024	06051WKO6	50,000,000.00	(50,000,000.00)	0.00	(50,000,000.00)			
04/02/24	04/02/24	BANK OF AMERICA NA CERT DEPOS DTD 04/02/2024 5.450% 10/01/2024	06051WKP8	50,000,000.00	(50,000,000.00)	0.00	(50,000,000.00)			
04/03/24	04/03/24	FEDERATED GOVT OBLIGATIONS FUND	608919718	41,000,000.00	(41,000,000.00)	0.00	(41,000,000.00)			
04/03/24	04/10/24	INTL BK RECON & DEVELOP NOTES DTD 04/10/2024 4.750% 04/10/2026	459058LE1	10,000,000.00	(9,997,400.00)	0.00	(9,997,400.00)			
04/04/24	04/04/24	CANTOR FITZGERALD REPO AGRMT DTD 04/04/2024 5.280% 04/11/2024	RE1361766	100,000,000.00	(100,000,000.00)	0.00	(100,000,000.00)			
04/04/24	04/10/24	GMCAR 2024-2 A2A DTD 04/10/2024 5.330% 03/16/2027	379931AB4	6,250,000.00	(6,249,586.88)	0.00	(6,249,586.88)			
04/04/24	04/11/24	FHMS K755 A2 DTD 04/01/2024 5.203% 02/01/2031	3137HCH39	32,297,000.00	(33,037,182.65)	(46,678.14)	(33,083,860.79)			
04/05/24	04/05/24	FIDELITY GOV'T MM FUND 2642	31607A703	140,000,000.00	(140,000,000.00)	0.00	(140,000,000.00)			
04/05/24	04/08/24	US TREASURY BILL DTD 08/10/2023 0.000% 08/08/2024	912797GK7	50,000,000.00	(49,127,022.22)	0.00	(49,127,022.22)			
04/05/24	04/08/24	US TREASURY NOTES DTD 05/31/2021 0.750% 05/31/2026	91282CCF6	100,000,000.00	(92,113,281.25)	(266,393.44)	(92,379,674.69)			
04/05/24	04/08/24	FEDERAL HOME LOAN BANK DTD 04/08/2024 5.220% 11/04/2024	3130B0SX8	50,000,000.00	(50,000,000.00)	0.00	(50,000,000.00)			
04/08/24	04/08/24	FIDELITY GOV'T MM FUND 2642	31607A703	300,000,000.00	(300,000,000.00)	0.00	(300,000,000.00)			
04/08/24	04/08/24	FEDERATED GOVT OBLIGATIONS FUND	608919718	316,000,000.00	(316,000,000.00)	0.00	(316,000,000.00)			
04/08/24	04/09/24	METLIFE SHORT TERM FUND COMM PAPER DTD 03/05/2020 0.000% 09/03/2024	59157TJ38	60,860,000.00	(59,555,313.75)	0.00	(59,555,313.75)			

**Managed Account Security Transactions & Interest**

For the Month Ending **April 30, 2024**

**SAN BERNARDINO COUNTY - 76990800**

Transaction Type		Security Description	CUSIP	Par	Principal Proceeds	Accrued Interest	Total	Realized G/L Cost	Realized G/L Amort Cost	Sale Method
Trade	Settle									
<b>BUY</b>										
04/09/24	04/10/24	FEDERAL HOME LOAN BANKS DTD 04/10/2024 5.225% 11/01/2024	3130B0UC1	100,000,000.00	(100,000,000.00)	0.00	(100,000,000.00)			
04/09/24	04/12/24	FR WN3235 DTD 04/01/2024 3.150% 01/01/2031	3132XHSZ8	75,000,000.00	(68,443,359.38)	(72,187.50)	(68,515,546.88)			
04/10/24	04/10/24	FIDELITY GOV'T MM FUND 2642	31607A703	137,000,000.00	(137,000,000.00)	0.00	(137,000,000.00)			
04/10/24	04/11/24	FEDERAL HOME LOAN BANKS DTD 04/11/2024 4.750% 04/09/2027	3130B0TY5	20,000,000.00	(19,947,200.00)	0.00	(19,947,200.00)			
04/10/24	04/11/24	US TREASURY NOTES DTD 07/31/2021 0.625% 07/31/2026	91282CCP4	50,000,000.00	(45,433,593.75)	(60,954.67)	(45,494,548.42)			
04/10/24	04/11/24	US TREASURY NOTES DTD 09/30/2021 0.875% 09/30/2026	91282CCZ2	50,000,000.00	(45,474,609.38)	(13,148.91)	(45,487,758.29)			
04/10/24	04/11/24	US TREASURY NOTES DTD 08/31/2021 0.750% 08/31/2026	91282CCW9	50,000,000.00	(45,441,406.25)	(42,798.91)	(45,484,205.16)			
04/11/24	04/11/24	CANTOR FITZGERALD REPO AGRMT DTD 04/11/2024 5.270% 04/18/2024	RE1361774	100,000,000.00	(100,000,000.00)	0.00	(100,000,000.00)			
04/11/24	04/16/24	FR WN1331 DTD 04/01/2024 4.200% 02/01/2031	3132XFPR3	71,842,000.00	(68,858,873.20)	(125,723.50)	(68,984,596.70)			
04/11/24	04/16/24	FR WN2578 DTD 04/01/2024 4.360% 05/01/2028	3132XG2L9	51,314,000.00	(49,772,575.55)	(93,220.43)	(49,865,795.98)			
04/15/24	04/15/24	FEDERATED GOVT OBLIGATIONS FUND	608919718	42,000,000.00	(42,000,000.00)	0.00	(42,000,000.00)			
04/15/24	04/15/24	METLIFE SHORT TERM FUND COMM PAPER DTD 04/15/2023 0.000% 11/01/2024	59157TL19	51,730,000.00	(50,224,082.22)	0.00	(50,224,082.22)			
04/15/24	04/17/24	FEDERAL HOME LOAN BANKS NOTES DTD 04/17/2024 5.300% 11/14/2024	3130B0Y78	100,000,000.00	(100,000,000.00)	0.00	(100,000,000.00)			
04/16/24	04/17/24	CHARIOT FUNDING LLC COMM PAPER DTD 04/17/2024 0.000% 08/21/2024	15963THM4	50,000,000.00	(49,060,250.00)	0.00	(49,060,250.00)			
04/16/24	04/19/24	FHMS K755 A2 DTD 04/01/2024 5.203% 02/01/2031	3137HCH39	36,600,000.00	(36,853,054.69)	(95,214.90)	(36,948,269.59)			
04/16/24	04/19/24	FNA 2023-M2 2A2 DTD 02/01/2023 2.914% 09/01/2030	3136BPWB3	17,000,000.00	(15,071,562.50)	(24,769.00)	(15,096,331.50)			
04/16/24	04/25/24	FRESB 2024-SB113 ASF DTD 04/01/2024 5.020% 12/01/2028	30336BAA5	25,000,000.00	(24,790,750.00)	(83,666.67)	(24,874,416.67)			

**Managed Account Security Transactions & Interest**

For the Month Ending **April 30, 2024**

**SAN BERNARDINO COUNTY - 76990800**

Transaction Type		Security Description	CUSIP	Par	Principal Proceeds	Accrued Interest	Total	Realized G/L Cost	Realized G/L Amort Cost	Sale Method
Trade	Settle									
<b>BUY</b>										
04/17/24	04/22/24	FHMS K514 A2 DTD 12/01/2023 4.940% 11/01/2030	3137HBC51	125,775,000.00	(124,910,296.88)	(362,441.63)	(125,272,738.51)			
04/17/24	04/22/24	FHMS K126 A2 DTD 03/01/2021 2.074% 01/01/2031	3137FXV4	77,500,000.00	(64,533,886.72)	(93,762.08)	(64,627,648.80)			
04/18/24	04/18/24	CANTOR FITZGERALD REPO AGRMT DTD 04/18/2024 5.270% 04/25/2024	RE1361782	100,000,000.00	(100,000,000.00)	0.00	(100,000,000.00)			
04/22/24	04/23/24	CITIGROUP GLOBAL MARKETS COMM PAPER DTD 04/22/2024 0.000% 11/07/2024	17327AL70	50,000,000.00	(48,528,750.00)	0.00	(48,528,750.00)			
04/23/24	04/23/24	FIDELITY GOV'T MM FUND 2642	31607A703	63,000,000.00	(63,000,000.00)	0.00	(63,000,000.00)			
04/23/24	04/30/24	CITIBANK NA CORP NOTES (CALLABLE) DTD 04/30/2024 5.438% 04/30/2026	17325FBF4	10,000,000.00	(10,000,000.00)	0.00	(10,000,000.00)			
04/23/24	04/30/24	TAOT 2024-B A3 DTD 04/30/2024 5.330% 01/16/2029	89237NAD9	17,500,000.00	(17,497,504.50)	0.00	(17,497,504.50)			
04/23/24	04/30/24	TAOT 2024-B A2A DTD 04/30/2024 5.410% 03/15/2027	89237NAB3	12,500,000.00	(12,499,101.25)	0.00	(12,499,101.25)			
04/23/24	04/30/24	FHMS K520 A2 DTD 04/01/2024 5.180% 03/01/2029	3137HCKV3	56,000,000.00	(56,227,304.00)	(233,675.56)	(56,460,979.56)			
04/24/24	04/24/24	FIDELITY GOV'T MM FUND 2642	31607A703	100,000,000.00	(100,000,000.00)	0.00	(100,000,000.00)			
04/25/24	04/25/24	CANTOR FITZGERALD & CO TRI-P REPO AGRMT DTD 04/25/2024 5.280% 05/02/2024	RPEK39007	100,000,000.00	(100,000,000.00)	0.00	(100,000,000.00)			
04/25/24	04/26/24	TOYOTA MOTOR CREDIT CORP COMM PAPER DTD 01/06/2024 0.000% 10/01/2024	89233GK13	50,000,000.00	(48,834,750.00)	0.00	(48,834,750.00)			
04/25/24	04/30/24	FHMS K127 A2 DTD 03/25/2021 2.108% 01/25/2031	3137FXZ35	50,000,000.00	(41,437,500.00)	(84,905.56)	(41,522,405.56)			
04/26/24	04/26/24	CHARIOT FUNDING LLC COMM PAPER DTD 04/26/2024 0.000% 09/09/2024	15963TJ91	50,000,000.00	(48,983,777.78)	0.00	(48,983,777.78)			
04/26/24	04/26/24	BNP PARIBAS NY BRANCH COMM PAPER DTD 08/03/2023 0.000% 04/29/2024	09659BDV9	68,000,000.00	(67,970,023.34)	0.00	(67,970,023.34)			
04/26/24	04/26/24	COOPERATIEVE RABOBANK UA COMM PAPER DTD 04/26/2024 0.000% 04/29/2024	21687ADV2	200,000,000.00	(199,911,666.67)	0.00	(199,911,666.67)			

**Managed Account Security Transactions & Interest**

For the Month Ending **April 30, 2024**

**SAN BERNARDINO COUNTY - 76990800**

Transaction Type		Security Description	CUSIP	Par	Principal Proceeds	Accrued Interest	Total	Realized G/L Cost	Realized G/L Amort Cost	Sale Method
Trade	Settle									
<b>BUY</b>										
04/26/24	04/26/24	NATIXIS NY BRANCH COMM PAPER DTD 11/08/2023 0.000% 04/29/2024	63873JDV9	100,000,000.00	(99,955,833.33)	0.00	(99,955,833.33)			
04/29/24	04/29/24	NATIXIS NY BRANCH COMM PAPER DTD 09/06/2019 0.000% 04/30/2024	63873JDW7	100,000,000.00	(99,985,277.78)	0.00	(99,985,277.78)			
04/29/24	04/29/24	CREDIT AGRICOLE CIB NY COMM PAPER DTD 08/04/2023 0.000% 04/30/2024	22533TDW3	112,000,000.00	(111,983,542.23)	0.00	(111,983,542.23)			
04/29/24	04/29/24	COOPERATIEVE RABOBANK UA COMM PAPER DTD 04/29/2024 0.000% 04/30/2024	21687ADW0	200,000,000.00	(199,970,555.56)	0.00	(199,970,555.56)			
04/30/24	04/30/24	COOPERATIEVE RABOBANK UA COMM PAPER DTD 04/30/2024 0.000% 05/01/2024	21687AE17	175,000,000.00	(174,974,236.11)	0.00	(174,974,236.11)			
04/30/24	04/30/24	CREDIT AGRICOLE CIB NY COMM PAPER DTD 11/02/2023 0.000% 05/01/2024	22533TE10	107,000,000.00	(106,984,276.94)	0.00	(106,984,276.94)			

**Transaction Type Sub-Total** **4,387,368,000.00 (4,321,552,975.30) (1,703,547.79) (4,323,256,523.09)**

<b>INTEREST</b>										
04/01/24	04/25/24	FR WN2442 DTD 09/01/2023 4.230% 06/01/2030	3132XGWC6	59,832,000.00	0.00	217,938.05	217,938.05			
04/01/24	04/25/24	FHMS K046 A2 DTD 06/17/2015 3.205% 03/01/2025	3137BJP64	50,000,000.00	0.00	133,541.65	133,541.65			
04/01/24	04/25/24	FRESB 2023-SB111 A5F DTD 11/01/2023 4.710% 09/01/2028	30334CAA5	24,994,161.02	0.00	98,102.08	98,102.08			
04/01/24	04/25/24	FHLMC SERIES K049 A2 DTD 10/01/2015 3.010% 07/01/2025	3137BLMZ8	10,000,000.00	0.00	25,083.33	25,083.33			
04/01/24	04/25/24	FHMS K732 AM DTD 06/28/2018 3.700% 05/01/2025	3137FG7G4	25,000,000.00	0.00	77,083.33	77,083.33			
04/01/24	04/25/24	FHMS K747 A2 DTD 01/01/2022 2.050% 11/01/2028	3137H5DX2	34,000,000.00	0.00	58,083.32	58,083.32			
04/01/24	04/25/24	FR WN1292 DTD 01/01/2024 4.300% 11/01/2028	3132XFNJ3	35,250,000.00	0.00	130,522.91	130,522.91			

**Managed Account Security Transactions & Interest**

For the Month Ending **April 30, 2024**

**SAN BERNARDINO COUNTY - 76990800**

Transaction Type		Security Description	CUSIP	Par	Principal Proceeds	Accrued Interest	Total	Realized G/L Cost	Realized G/L Amort Cost	Sale Method
Trade	Settle									
<b>INTEREST</b>										
04/01/24	04/25/24	FHMS K055 A2 DTD 06/22/2016 2.673% 03/01/2026	3137BPW21	83,500,000.00	0.00	185,996.25	185,996.25			
04/01/24	04/25/24	FR WN2514 DTD 01/01/2024 4.450% 11/01/2028	3132XGYL4	75,000,000.00	0.00	287,395.82	287,395.82			
04/01/24	04/25/24	FHMS KJ34 A1 DTD 07/01/2021 0.681% 06/01/2026	3137H1LS3	1,831,470.40	0.00	1,039.36	1,039.36			
04/01/24	04/25/24	FHMS KMP1 A2 DTD 09/01/2017 2.982% 08/01/2024	3137FATE8	50,000,000.00	0.00	124,250.00	124,250.00			
04/01/24	04/25/24	FHMS K729 A2 DTD 12/01/2017 3.136% 10/01/2024	3137FCM43	14,010,257.74	0.00	36,613.47	36,613.47			
04/01/24	04/25/24	FR WN2409 DTD 08/01/2023 4.900% 06/01/2028	3132XGVB9	42,540,000.00	0.00	179,495.16	179,495.16			
04/01/24	04/25/24	FNA 2023-M6 A2 DTD 07/01/2023 4.190% 07/01/2028	3136BODE6	25,000,000.00	0.00	87,291.68	87,291.68			
04/01/24	04/25/24	FHMS K726 A1 DTD 06/01/2017 2.700% 10/01/2025	3137BYLE8	25,000,000.00	0.00	56,250.00	56,250.00			
04/01/24	04/25/24	FHMS KJ23 A1 DTD 01/29/2019 3.683% 10/01/2025	3137FKSQ0	60,000,000.00	0.00	184,150.02	184,150.02			
04/01/24	04/25/24	FHMS K079 AM DTD 08/01/2018 3.930% 06/01/2028	3137FGZU2	11,350,000.00	0.00	37,171.25	37,171.25			
04/01/24	04/25/24	FRESB 2022-SB103 A5F DTD 10/01/2022 2.080% 06/01/2027	30329MAA0	7,827,072.93	0.00	13,566.93	13,566.93			
04/01/24	04/25/24	FHMS K050 A2 DTD 11/01/2015 3.334% 08/01/2025	3137BLW95	30,000,000.00	0.00	83,349.99	83,349.99			
04/01/24	04/25/24	FHMS K510 A2 DTD 11/01/2023 5.069% 10/01/2028	3137HB3D4	32,000,000.00	0.00	135,173.34	135,173.34			
04/01/24	04/25/24	FHMS K045 A2 DTD 05/01/2015 3.023% 01/01/2025	3137BHXJ1	21,809,055.75	0.00	54,940.65	54,940.65			
04/01/24	04/25/24	FRESB 2023-SB107 A5F DTD 07/01/2023 4.090% 05/01/2028	30332EAA3	24,973,786.18	0.00	85,118.98	85,118.98			
04/01/24	04/25/24	FRESB 2024-SB112 A7F DTD 01/01/2024 4.960% 12/01/2030	30334WAC7	12,497,025.39	0.00	51,654.38	51,654.38			
04/01/24	04/25/24	FR WN2390 DTD 07/01/2023 4.920% 04/01/2028	3132XGUO7	51,524,000.00	0.00	218,290.00	218,290.00			

**Managed Account Security Transactions & Interest**

For the Month Ending **April 30, 2024**

**SAN BERNARDINO COUNTY - 76990800**

Transaction Type		Security Description	CUSIP	Par	Principal Proceeds	Accrued Interest	Total	Realized G/L Cost	Realized G/L Amort Cost	Sale Method
Trade	Settle									
<b>INTEREST</b>										
04/01/24	04/25/24	FRESB 2022-SB97 DTD 04/01/2022 1.780% 02/01/2027	30311SAA7	21,399,511.45	0.00	31,742.61	31,742.61			
04/01/24	04/25/24	FR WN2398 DTD 07/01/2023 5.030% 02/01/2030	3132XGUY0	15,656,000.00	0.00	67,812.22	67,812.22			
04/01/24	04/25/24	FHMS K072 A2 DTD 01/01/2018 3.444% 12/01/2027	3137FEBQ2	12,923,000.00	0.00	37,089.01	37,089.01			
04/01/24	04/25/24	FHMS K039 A2 DTD 09/01/2014 3.303% 07/01/2024	3137BDCW4	20,671,237.25	0.00	56,897.58	56,897.58			
04/01/24	04/25/24	FHMS K053 A2 DTD 03/29/2016 2.995% 12/01/2025	3137BN6G4	59,300,000.00	0.00	148,002.90	148,002.90			
04/01/24	04/25/24	FHMS K042 A2 DTD 01/28/2015 2.670% 12/01/2024	3137BFXT3	65,470,000.00	0.00	145,670.75	145,670.75			
04/01/24	04/25/24	FHMS K505 A2 DTD 07/01/2023 4.819% 06/01/2028	3137HACX2	75,000,000.00	0.00	301,187.48	301,187.48			
04/01/24	04/25/24	FHMS K740 A2 DTD 11/01/2020 1.470% 09/01/2027	3137F72B0	22,000,000.00	0.00	26,950.00	26,950.00			
04/01/24	04/25/24	FHMS K512 A2 DTD 12/01/2023 5.000% 11/01/2028	3137HBCF9	38,000,000.00	0.00	158,333.35	158,333.35			
04/01/24	04/25/24	FHMS KGX1 AFX DTD 12/01/2017 3.000% 10/01/2027	3137FCKD5	70,500,000.00	0.00	176,250.00	176,250.00			
04/01/24	04/25/24	FR WN2459 DTD 10/01/2023 5.260% 07/01/2030	3132XGWW4	46,801,000.00	0.00	211,982.52	211,982.52			
04/01/24	04/25/24	FHMS K508 A2 DTD 10/01/2023 4.740% 08/01/2028	3137HAO74	50,000,000.00	0.00	197,500.00	197,500.00			
04/01/24	04/25/24	FR WN1286 DTD 12/01/2023 4.800% 11/01/2030	3132XFNC8	35,000,000.00	0.00	144,666.66	144,666.66			
04/01/24	04/25/24	FHLMC MULTIFAMILY STRUCTURED P DTD 12/01/2019 2.537% 10/01/2029	3137FQKC6	100,000,000.00	0.00	211,416.70	211,416.70			
04/01/24	04/25/24	FHMS K736 A2 DTD 09/01/2019 2.282% 07/01/2026	3137FNWX4	15,000,000.00	0.00	28,525.01	28,525.01			
04/01/24	04/25/24	FHMS K047 A2 DTD 07/30/2015 3.329% 05/01/2025	3137BKRJ1	75,000,000.00	0.00	208,062.53	208,062.53			
04/01/24	04/25/24	FRESB 2021-SB83 DTD 02/01/2021 0.670% 01/01/2026	30318NAA1	3,220,789.58	0.00	1,690.92	1,690.92			



**Managed Account Security Transactions & Interest**

For the Month Ending **April 30, 2024**

**SAN BERNARDINO COUNTY - 76990800**

Transaction Type		Security Description	CUSIP	Par	Principal Proceeds	Accrued Interest	Total	Realized G/L Cost	Realized G/L Amort Cost	Sale Method
Trade	Settle									
<b>INTEREST</b>										
04/01/24	04/25/24	FRESB 2023-SB111 A7F DTD 11/01/2023 4.440% 09/01/2030	30334CAB3	15,000,000.00	0.00	55,500.00	55,500.00			
04/01/24	04/25/24	FRESB 2023-SB109 A5F DTD 09/01/2023 4.390% 08/01/2028	30333MAA4	24,988,585.64	0.00	91,416.58	91,416.58			
04/01/24	04/25/24	FRESB 2023-SB106 A5F DTD 06/01/2023 3.960% 05/01/2028	35802AAE3	13,964,789.39	0.00	46,083.80	46,083.80			
04/01/24	04/25/24	FHMS K516 A2 DTD 03/01/2024 5.477% 01/01/2029	3137HBPM0	35,000,000.00	0.00	159,745.85	159,745.85			
04/01/24	04/25/24	FR WN1255 DTD 07/01/2023 4.670% 04/01/2028	3132XFMD7	21,000,000.00	0.00	84,449.16	84,449.16			
04/01/24	04/25/24	FR WN1250 DTD 06/01/2023 4.400% 05/01/2028	3132XFL89	75,000,000.00	0.00	284,166.66	284,166.66			
04/01/24	04/25/24	FHMS K509 A2 DTD 10/01/2023 4.850% 09/01/2028	3137HAST4	75,000,000.00	0.00	303,125.03	303,125.03			
04/01/24	04/25/24	FHMS K729 A2 DTD 01/01/2020 2.525% 10/01/2026	3137FOXJ7	8,250,000.00	0.00	17,359.38	17,359.38			
04/01/24	04/25/24	FRESB 2024-SB112 A5F DTD 01/01/2024 4.740% 12/01/2028	30334WAA1	11,999,355.74	0.00	47,397.46	47,397.46			
04/01/24	04/25/24	FR WN2446 DTD 10/01/2023 4.890% 02/01/2030	3132XGWW7	39,700,000.00	0.00	167,170.08	167,170.08			
04/01/24	04/25/24	FHMS K517 A2 DTD 03/01/2024 5.355% 01/01/2029	3137HC2C5	23,500,000.00	0.00	104,868.75	104,868.75			
04/01/24	04/25/24	FHMS K506 A2 DTD 09/01/2023 4.650% 08/01/2028	3137HAMH6	50,000,000.00	0.00	193,750.00	193,750.00			
04/01/24	04/25/24	FHMS K739 A2 DTD 11/01/2020 1.336% 09/01/2027	3137F64P9	12,000,000.00	0.00	13,360.00	13,360.00			
04/01/24	04/25/24	FHMS KJ21 A2 DTD 09/01/2018 3.700% 09/01/2026	3137FHGE7	9,442,899.17	0.00	29,115.60	29,115.60			
04/01/24	04/25/24	FHMS K052 A1 DTD 12/01/2015 3.308% 09/01/2025	3137BM7C4	50,000,000.00	0.00	137,833.35	137,833.35			
04/01/24	04/25/24	FHMS K515 A2 DTD 02/01/2024 5.400% 01/01/2029	3137HBPD0	50,000,000.00	0.00	225,000.00	225,000.00			
04/01/24	04/25/24	FHMS K753 A2 DTD 11/01/2023 4.400% 10/01/2030	3137HB2L7	82,000,000.00	0.00	300,666.69	300,666.69			

**Managed Account Security Transactions & Interest**

For the Month Ending **April 30, 2024**

**SAN BERNARDINO COUNTY - 76990800**

Transaction Type		Security Description	CUSIP	Par	Principal Proceeds	Accrued Interest	Total	Realized G/L Cost	Realized G/L Amort Cost	Sale Method
Trade	Settle									
<b>INTEREST</b>										
04/01/24	04/25/24	FR WN2432 DTD 09/01/2023 5.050% 05/01/2028	3132XGV29	49,502,000.00	0.00	215,264.94	215,264.94			
04/01/24	04/25/24	FR WN2337 DTD 04/01/2023 4.350% 01/01/2030	3132XGS31	62,975,000.00	0.00	235,893.85	235,893.85			
04/01/24	04/25/24	FR WN2405 DTD 07/01/2023 4.310% 04/01/2030	3132XGU79	26,814,000.00	0.00	99,517.18	99,517.18			
04/01/24	04/25/24	FR WN2392 DTD 07/01/2023 4.050% 04/01/2030	3132XGUS3	30,193,000.00	0.00	105,298.08	105,298.08			
04/01/24	04/25/24	FRESB 2023-SB108 A5F DTD 08/01/2023 4.250% 06/01/2028	30333AAA0	24,957,882.78	0.00	88,392.50	88,392.50			
04/01/24	04/25/24	FHMS KJ47 A1 DTD 09/01/2023 5.272% 08/01/2028	3137HAMN3	10,914,183.83	0.00	47,949.65	47,949.65			
04/01/24	04/25/24	FR WN1252 DTD 06/01/2023 4.500% 03/01/2028	3132XFMA3	9,786,000.00	0.00	37,920.75	37,920.75			
04/01/24	04/25/24	FR WN2421 DTD 09/01/2023 4.020% 06/01/2030	3132XGVP8	32,235,000.00	0.00	111,586.83	111,586.83			
04/01/24	04/25/24	FHMS K752 A2 DTD 08/01/2023 4.284% 07/01/2030	3137HAGZ3	25,000,000.00	0.00	89,250.00	89,250.00			
04/01/24	04/25/24	FHMS K733 A2 DTD 11/09/2018 3.750% 08/01/2025	3137FJXO7	3,121,836.42	0.00	9,755.74	9,755.74			
04/01/24	04/25/24	FR WN2415 DTD 08/01/2023 4.640% 05/01/2030	3132XGVH6	24,795,000.00	0.00	99,069.80	99,069.80			
04/01/24	04/25/24	FRESB 2023-SB110 A5F DTD 10/01/2023 4.580% 08/01/2028	30333HAA5	20,491,545.50	0.00	78,209.41	78,209.41			
04/01/24	04/25/24	FR WN2397 DTD 07/01/2023 5.000% 02/01/2030	3132XGUX2	33,757,000.00	0.00	145,342.63	145,342.63			
04/01/24	04/25/24	FRESB 2021-SB82 A5 DTD 01/01/2021 0.670% 11/01/2025	30318CAA5	3,680,212.22	0.00	2,054.79	2,054.79			
04/01/24	04/25/24	FHMS K507 A2 DTD 09/01/2023 4.800% 09/01/2028	3137HAMS2	50,000,000.00	0.00	200,000.00	200,000.00			
04/01/24	04/25/24	FR WN2458 DTD 10/01/2023 5.060% 06/01/2028	3132XGWU6	24,652,000.00	0.00	107,414.24	107,414.24			
04/01/24	04/25/24	FHMS K079 A2 DTD 08/01/2018 3.926% 06/01/2028	3137FGZT5	100,000,000.00	0.00	327,166.70	327,166.70			

Managed Account Security Transactions & Interest

For the Month Ending April 30, 2024

SAN BERNARDINO COUNTY - 76990800

Transaction Type		Security Description	CUSIP	Par	Principal Proceeds	Accrued Interest	Total	Realized G/L Cost	Realized G/L Amort Cost	Sale Method
Trade	Settle									
<b>INTEREST</b>										
04/01/24	04/25/24	FR WN1268 DTD 10/01/2023 4.620% 06/01/2028	3132XFMS4	33,378,000.00	0.00	132,788.81	132,788.81			
04/01/24	04/25/24	FNA 2023-M5 2A2 DTD 07/01/2023 4.500% 07/01/2028	3136BOCS6	10,000,000.00	0.00	37,500.00	37,500.00			
04/01/24	04/25/24	FHMS K514 A2 DTD 02/01/2024 4.572% 12/01/2028	3137HBLV4	15,000,000.00	0.00	57,150.00	57,150.00			
04/01/24	04/25/24	FHLMC MULTIFAMILY STRUCTURED P DTD 07/01/2017 3.243% 04/01/2027	3137F1G44	55,000,000.00	0.00	148,637.50	148,637.50			
04/01/24	04/25/24	FR WN1245 DTD 06/01/2023 4.350% 03/01/2028	3132XFL30	25,000,000.00	0.00	93,645.83	93,645.83			
04/01/24	04/25/24	FHMS K068 A2 DTD 10/27/2017 3.244% 08/01/2027	3137FBBX3	81,306,000.00	0.00	219,797.19	219,797.19			
04/01/24	04/25/24	FHMS K062 A2 DTD 02/01/2017 3.413% 12/01/2026	3137BUX60	28,867,855.00	0.00	82,105.00	82,105.00			
04/01/24	04/25/24	FR WN2382 DTD 07/01/2023 4.340% 06/01/2028	3132XGUG9	50,000,000.00	0.00	186,861.11	186,861.11			
04/01/24	04/25/24	FHLMC MULTIFAMILY STRUCTURED P DTD 08/01/2017 3.117% 06/01/2027	3137F2LJ3	36,557,817.00	0.00	94,958.93	94,958.93			
04/01/24	04/25/24	FRESB 2023-SB105 A5 DTD 05/01/2023 3.740% 04/01/2028	30332AAA1	33,331,338.55	0.00	103,882.66	103,882.66			
04/01/24	04/25/24	FHMS KJ36 A1 DTD 12/01/2021 1.298% 12/01/2026	3137H4RZ5	648,988.59	0.00	701.99	701.99			
04/01/24	04/25/24	FR WN2404 DTD 07/01/2023 4.320% 04/01/2030	3132XGU61	30,648,000.00	0.00	114,010.56	114,010.56			
04/01/24	04/25/24	FHMS K518 A2 DTD 03/01/2024 5.400% 01/01/2029	3137HC2L5	39,000,000.00	0.00	175,500.00	175,500.00			
04/01/24	04/25/24	FHMS K513 A2 DTD 01/01/2024 4.724% 12/01/2028	3137HBFY5	43,000,000.00	0.00	169,276.68	169,276.68			
04/01/24	04/25/24	FR WN2460 DTD 10/01/2023 4.340% 06/01/2030	3132XGWW2	9,385,000.00	0.00	35,073.83	35,073.83			
04/01/24	04/25/24	FR WN2389 DTD 07/01/2023 4.650% 05/01/2028	3132XGUP9	43,850,000.00	0.00	175,582.70	175,582.70			
04/01/24	04/25/24	FHMS KJ39 A1 DTD 04/01/2022 2.750% 04/01/2027	3137H73W1	37,490,521.64	0.00	85,915.78	85,915.78			

**Managed Account Security Transactions & Interest**

For the Month Ending **April 30, 2024**

**SAN BERNARDINO COUNTY - 76990800**

Transaction Type		Security Description	CUSIP	Par	Principal Proceeds	Accrued Interest	Total	Realized G/L Cost	Realized G/L Amort Cost	Sale Method
Trade	Settle									
<b>INTEREST</b>										
04/01/24	04/25/24	FRESB 2022-SB104 ASF DTD 11/01/2022 2.600% 09/01/2027	30329QAA1	25,308,388.39	0.00	54,834.83	54,834.83			
04/03/24	04/03/24	FEDERAL HOME LOAN BANK NOTES DTD 10/28/2022 4.500% 10/03/2024	3130ATT31	75,000,000.00	0.00	1,687,500.00	1,687,500.00			
04/11/24	04/11/24	JOHN DEERE CAPITAL CORP CORPORATE NOTES DTD 10/11/2022 4.550% 10/11/2024	24422EWM7	15,000,000.00	0.00	341,250.00	341,250.00			
04/13/24	04/13/24	AMAZON.COM INC CORPORATE NOTES DTD 04/13/2022 3.000% 04/13/2025	023135CE4	50,000,000.00	0.00	750,000.00	750,000.00			
04/15/24	04/15/24	HAROT 2023-2 A3 DTD 05/30/2023 4.930% 11/15/2027	437927AC0	4,000,000.00	0.00	16,433.33	16,433.33			
04/15/24	04/15/24	HART 2022-C A2A DTD 11/09/2022 5.350% 11/17/2025	44933DAB7	12,714,825.93	0.00	56,686.95	56,686.95			
04/15/24	04/15/24	HART 2023-A A3 DTD 04/12/2023 4.580% 04/15/2027	448979AD6	14,000,000.00	0.00	53,433.34	53,433.34			
04/15/24	04/15/24	CHAIT 2024-A1 A DTD 01/31/2024 4.600% 01/15/2027	161571HV9	65,000,000.00	0.00	249,166.65	249,166.65			
04/15/24	04/15/24	JDOT 2023-A A3 DTD 03/02/2023 5.010% 11/15/2027	47800CAC0	22,000,000.00	0.00	91,850.00	91,850.00			
04/15/24	04/15/24	MBART 2023-1 A2 DTD 01/25/2023 5.090% 01/15/2026	58770AAB9	1,265,002.30	0.00	5,365.72	5,365.72			
04/15/24	04/15/24	MBART 2023-1 A3 DTD 01/25/2023 4.510% 11/15/2027	58770AAC7	6,630,000.00	0.00	24,917.75	24,917.75			
04/15/24	04/15/24	JDOT 2022-A A3 DTD 03/16/2022 2.320% 09/16/2026	47787JAC2	5,554,797.65	0.00	10,739.27	10,739.27			
04/15/24	04/15/24	US TREASURY NOTES DTD 10/15/2021 0.625% 10/15/2024	91282CDB4	75,000,000.00	0.00	234,375.00	234,375.00			
04/15/24	04/15/24	HAROT 2023-2 A2 DTD 05/30/2023 5.410% 04/15/2026	437927AB2	4,626,760.58	0.00	20,858.98	20,858.98			
04/15/24	04/15/24	TAOT 2024-A A3 DTD 01/30/2024 4.830% 10/16/2028	89238DAD0	12,000,000.00	0.00	48,300.00	48,300.00			
04/15/24	04/15/24	HART 2021-C A3 DTD 11/17/2021 0.740% 05/15/2026	44935FAD6	2,927,091.63	0.00	1,805.04	1,805.04			

**Managed Account Security Transactions & Interest**

For the Month Ending **April 30, 2024**

**SAN BERNARDINO COUNTY - 76990800**

Transaction Type		Security Description	CUSIP	Par	Principal Proceeds	Accrued Interest	Total	Realized G/L Cost	Realized G/L Amort Cost	Sale Method
Trade	Settle									
<b>INTEREST</b>										
04/15/24	04/15/24	HART 2024-A A3 DTD 03/20/2024 4.990% 02/15/2029	448973AD9	4,000,000.00	0.00	13,861.11	13,861.11			
04/15/24	04/15/24	JDOT 2024-A A2A DTD 03/19/2024 5.190% 02/16/2027	47800RAB9	3,600,000.00	0.00	13,494.00	13,494.00			
04/15/24	04/15/24	JDOT 2022-B A2 DTD 07/20/2022 3.730% 06/16/2025	47800AAB6	903,269.94	0.00	2,807.67	2,807.67			
04/15/24	04/15/24	HART 2021-B A3 DTD 07/28/2021 0.380% 01/15/2026	44934KAC8	5,397,656.39	0.00	1,709.27	1,709.27			
04/15/24	04/15/24	JDOT 2024-A A3 DTD 03/19/2024 4.960% 11/15/2028	47800RAD5	2,700,000.00	0.00	9,672.00	9,672.00			
04/15/24	04/15/24	TAOT 2023-C A3 DTD 08/15/2023 5.160% 04/17/2028	89231FAD2	2,000,000.00	0.00	8,600.00	8,600.00			
04/15/24	04/15/24	MBALT 2023-A A3 DTD 05/24/2023 4.740% 01/15/2027	58768RAC4	20,000,000.00	0.00	79,000.00	79,000.00			
04/15/24	04/15/24	HART 2022-B A2A DTD 07/20/2022 3.640% 05/15/2025	44918MAB6	586,786.23	0.00	1,779.92	1,779.92			
04/15/24	04/15/24	HART 2023-B A2A DTD 07/19/2023 5.770% 05/15/2026	44933XAB3	4,386,461.33	0.00	21,091.57	21,091.57			
04/15/24	04/15/24	HART 2024-A A2A DTD 03/20/2024 5.290% 04/15/2027	448973AB3	5,750,000.00	0.00	21,123.26	21,123.26			
04/15/24	04/15/24	TAOT 2023-D A2A DTD 11/14/2023 5.800% 11/16/2026	89239FAB8	7,000,000.00	0.00	33,833.33	33,833.33			
04/15/24	04/15/24	TAOT 2023-A A3 DTD 01/30/2023 4.630% 09/15/2027	891940AC2	13,000,000.00	0.00	50,158.33	50,158.33			
04/15/24	04/15/24	TAOT 2022-B A3 DTD 04/13/2022 2.930% 09/15/2026	89238FAD5	10,404,653.23	0.00	25,404.70	25,404.70			
04/15/24	04/15/24	HAROT 2021-2 A3 DTD 05/26/2021 0.330% 08/15/2025	43811JAC1	6,211,849.06	0.00	1,708.25	1,708.25			
04/15/24	04/15/24	MBALT 2023-A A2 DTD 05/24/2023 5.240% 11/17/2025	58768RAB6	13,534,960.97	0.00	59,102.65	59,102.65			
04/15/24	04/15/24	JDOT 2022-B A3 DTD 07/20/2022 3.740% 02/16/2027	47800AAC4	8,600,000.00	0.00	26,803.34	26,803.34			
04/15/24	04/15/24	MBART 2023-2 A2 DTD 10/25/2023 5.920% 11/16/2026	58769FAB1	4,500,000.00	0.00	22,200.00	22,200.00			

**Managed Account Security Transactions & Interest**

For the Month Ending **April 30, 2024**

**SAN BERNARDINO COUNTY - 76990800**

Transaction Type		Security Description	CUSIP	Par	Principal Proceeds	Accrued Interest	Total	Realized G/L Cost	Realized G/L Amort Cost	Sale Method
Trade	Settle									
<b>INTEREST</b>										
04/15/24	04/15/24	TAOT 2023-B A3 DTD 05/23/2023 4.710% 02/15/2028	891941AD8	12,500,000.00	0.00	49,062.50	49,062.50			
04/15/24	04/15/24	HART 2023-C A2A DTD 11/13/2023 5.800% 01/15/2027	44918CAB8	6,255,000.00	0.00	30,232.50	30,232.50			
04/15/24	04/15/24	HART 2023-B A3 DTD 07/19/2023 5.480% 04/17/2028	44933XAD9	5,000,000.00	0.00	22,833.34	22,833.34			
04/15/24	04/15/24	MBART 2021-1 A3 DTD 09/22/2021 0.460% 06/15/2026	58772WAC7	9,013,396.26	0.00	3,455.13	3,455.13			
04/15/24	04/15/24	JDOT 2022-C A3 DTD 10/19/2022 5.090% 06/15/2027	47800BAC2	28,961,000.00	0.00	122,842.92	122,842.92			
04/15/24	04/15/24	HAROT 2024-1 A2 DTD 02/21/2024 5.360% 09/15/2026	437918AB1	25,000,000.00	0.00	111,666.68	111,666.68			
04/15/24	04/15/24	TAOT 2022-A A3 DTD 01/31/2022 1.230% 06/15/2026	89239KAC5	2,813,346.49	0.00	2,883.68	2,883.68			
04/15/24	04/15/24	TAOT 2023-D A3 DTD 11/14/2023 5.540% 08/15/2028	89239FAD4	3,250,000.00	0.00	15,004.17	15,004.17			
04/15/24	04/15/24	TAOT 2022-D A3 DTD 11/08/2022 5.300% 09/15/2027	89239HAD0	70,500,000.00	0.00	311,375.02	311,375.02			
04/15/24	04/15/24	DCENT 2023-A2 A DTD 06/28/2023 4.930% 06/15/2028	254683CZ6	25,000,000.00	0.00	102,708.33	102,708.33			
04/15/24	04/15/24	MBART 2022-1 A2 DTD 11/22/2022 5.260% 10/15/2025	58768PAB0	2,746,517.21	0.00	12,038.90	12,038.90			
04/15/24	04/15/24	HART 2023-A A2A DTD 04/12/2023 5.190% 12/15/2025	448979AB0	7,154,966.19	0.00	30,945.23	30,945.23			
04/15/24	04/15/24	DCENT 2023-A1 A DTD 04/11/2023 4.310% 03/15/2028	254683CY9	45,000,000.00	0.00	161,625.00	161,625.00			
04/15/24	04/15/24	JDOT 2021-B A3 DTD 07/21/2021 0.520% 03/16/2026	47789QAC4	6,047,377.98	0.00	2,620.53	2,620.53			
04/15/24	04/15/24	JDOT 2023-B A2 DTD 06/28/2023 5.590% 06/15/2026	477920AB8	4,502,536.27	0.00	20,974.32	20,974.32			
04/15/24	04/15/24	JDOT 2023-B A3 DTD 06/28/2023 5.180% 03/15/2028	477920AC6	4,000,000.00	0.00	17,266.67	17,266.67			
04/15/24	04/15/24	TAOT 2021-C A3 DTD 09/27/2021 0.430% 01/15/2026	89239BAC5	5,344,131.12	0.00	1,914.98	1,914.98			

**Managed Account Security Transactions & Interest**

For the Month Ending **April 30, 2024**

**SAN BERNARDINO COUNTY - 76990800**

Transaction Type		Security Description	CUSIP	Par	Principal Proceeds	Accrued Interest	Total	Realized G/L Cost	Realized G/L Amort Cost	Sale Method
Trade	Settle									
<b>INTEREST</b>										
04/15/24	04/15/24	MBART 2024-1 A2A DTD 01/24/2024 5.060% 05/17/2027	587918AB9	49,000,000.00	0.00	206,616.68	206,616.68			
04/15/24	04/15/24	AMXCA 2023-1 A DTD 06/14/2023 4.870% 05/15/2028	02582JJZ4	14,000,000.00	0.00	56,816.66	56,816.66			
04/15/24	04/15/24	MBART 2022-1 A3 DTD 11/22/2022 5.210% 08/16/2027	58768PAC8	20,500,000.00	0.00	89,004.17	89,004.17			
04/15/24	04/15/24	TAOT 2021-B A3 DTD 06/14/2021 0.260% 11/17/2025	89190GAC1	10,425,289.75	0.00	2,258.81	2,258.81			
04/15/24	04/15/24	WALMART INC CORPORATE NOTES (CALLABLE) DTD 04/18/2023 4.000% 04/15/2026	931142FA6	15,000,000.00	0.00	300,000.00	300,000.00			
04/15/24	04/15/24	HAROT 2024-1 A3 DTD 02/21/2024 5.210% 08/15/2028	437918AC9	16,500,000.00	0.00	71,637.51	71,637.51			
04/15/24	04/15/24	JDOT 2023-C A3 DTD 09/19/2023 5.480% 05/15/2028	47787CAC7	6,750,000.00	0.00	30,825.00	30,825.00			
04/15/24	04/15/24	TAOT 2023-C A2A DTD 08/15/2023 5.600% 08/17/2026	89231FAB6	2,750,313.27	0.00	12,834.80	12,834.80			
04/15/24	04/15/24	TAOT 2022-D A2A DTD 11/08/2022 5.270% 01/15/2026	89239HAB4	10,319,995.94	0.00	45,321.98	45,321.98			
04/15/24	04/15/24	JDOT 2023-A A2 DTD 03/02/2023 5.280% 03/16/2026	47800CAB2	15,037,828.26	0.00	66,166.45	66,166.45			
04/15/24	04/15/24	TAOT 2024-A A2A DTD 01/30/2024 5.130% 12/15/2026	89238DAB4	22,000,000.00	0.00	94,050.00	94,050.00			
04/15/24	04/15/24	FORDO 2024-A A2A DTD 03/19/2024 5.320% 01/15/2027	34535EAB8	11,500,000.00	0.00	44,185.55	44,185.55			
04/15/24	04/15/24	AMXCA 2022-4 A DTD 11/03/2022 4.950% 10/15/2027	02582JJX9	33,000,000.00	0.00	136,125.00	136,125.00			
04/15/24	04/15/24	FANNIE MAE NOTES DTD 10/18/2019 1.625% 10/15/2024	3135G0W66	25,000,000.00	0.00	203,125.00	203,125.00			
04/15/24	04/15/24	TAOT 2021-D A3 DTD 11/15/2021 0.710% 04/15/2026	89238JAC9	3,912,076.04	0.00	2,314.65	2,314.65			
04/15/24	04/15/24	HART 2022-C A3 DTD 11/09/2022 5.390% 06/15/2027	44933DAD3	48,500,000.00	0.00	217,845.85	217,845.85			

**Managed Account Security Transactions & Interest**

For the Month Ending **April 30, 2024**

**SAN BERNARDINO COUNTY - 76990800**

Transaction Type		Security Description	CUSIP	Par	Principal Proceeds	Accrued Interest	Total	Realized G/L Cost	Realized G/L Amort Cost	Sale Method
Trade	Settle									
<b>INTEREST</b>										
04/15/24	04/15/24	FORDO 2023-C A2A DTD 11/21/2023 5.680% 09/15/2026	344940AB7	4,250,000.00	0.00	20,116.67	20,116.67			
04/15/24	04/15/24	JDOT 2022-C A2 DTD 10/19/2022 4.980% 08/15/2025	47800BAB4	9,557,702.03	0.00	39,664.48	39,664.48			
04/15/24	04/15/24	JDOT 2023-C A2 DTD 09/19/2023 5.760% 08/17/2026	47787CAB9	8,750,000.00	0.00	42,000.00	42,000.00			
04/15/24	04/15/24	TAOT 2023-B A2A DTD 05/23/2023 5.280% 05/15/2026	891941AB2	4,518,972.73	0.00	19,883.48	19,883.48			
04/15/24	04/15/24	HART 2022-B A3 DTD 07/20/2022 3.720% 11/16/2026	44918MAD2	11,000,000.00	0.00	34,100.00	34,100.00			
04/15/24	04/15/24	AMXCA 2022-2 A DTD 05/24/2022 3.390% 05/17/2027	02582JJT8	20,000,000.00	0.00	56,500.00	56,500.00			
04/15/24	04/15/24	COMET 2023-A1 A DTD 05/24/2023 4.420% 05/15/2028	14041NGD7	50,000,000.00	0.00	184,166.65	184,166.65			
04/15/24	04/15/24	TAOT 2023-A A2 DTD 01/30/2023 5.050% 01/15/2026	891940AB4	3,515,190.36	0.00	14,793.09	14,793.09			
04/15/24	04/15/24	HART 2023-C A3 DTD 11/13/2023 5.540% 10/16/2028	44918CAD4	2,750,000.00	0.00	12,695.83	12,695.83			
04/16/24	04/16/24	GMCAR 2024-1 A3 DTD 01/17/2024 4.850% 12/18/2028	36268GAD7	3,000,000.00	0.00	12,125.00	12,125.00			
04/16/24	04/16/24	GMCAR 2023-4 A2A DTD 10/11/2023 5.890% 11/16/2026	379930AB6	5,750,000.00	0.00	28,222.92	28,222.92			
04/16/24	04/16/24	GMCAR 2023-3 A3 DTD 07/19/2023 5.450% 06/16/2028	36267KAD9	5,000,000.00	0.00	22,708.34	22,708.34			
04/16/24	04/16/24	GMCAR 2024-1 A2A DTD 01/17/2024 5.120% 02/16/2027	36268GAB1	8,500,000.00	0.00	36,266.67	36,266.67			
04/16/24	04/16/24	GMCAR 2023-3 A2A DTD 07/19/2023 5.740% 09/16/2026	36267KAB3	1,876,422.34	0.00	8,975.56	8,975.56			
04/18/24	04/18/24	HAROT 2023-3 A2 DTD 08/22/2023 5.710% 03/18/2026	43815OAB3	7,000,000.00	0.00	33,308.33	33,308.33			
04/18/24	04/18/24	HAROT 2023-3 A3 DTD 08/22/2023 5.410% 02/18/2028	43815OAC1	6,500,000.00	0.00	29,304.16	29,304.16			
04/20/24	04/20/24	TLOT 2024-A 3 DTD 02/27/2024 5.250% 04/20/2027	89238GAD3	3,500,000.00	0.00	15,312.50	15,312.50			



**Managed Account Security Transactions & Interest**

For the Month Ending **April 30, 2024**

**SAN BERNARDINO COUNTY - 76990800**

Transaction Type		Security Description	CUSIP	Par	Principal Proceeds	Accrued Interest	Total	Realized G/L Cost	Realized G/L Amort Cost	Sale Method
Trade	Settle									
<b>INTEREST</b>										
04/20/24	04/20/24	TLOT 2024-A A2A DTD 02/27/2024 5.330% 07/20/2026	89238GAB7	3,500,000.00	0.00	15,545.83	15,545.83			
04/20/24	04/20/24	VZMT 2023-2 A DTD 04/25/2023 4.890% 04/13/2028	92348KBL6	35,000,000.00	0.00	142,625.00	142,625.00			
04/20/24	04/20/24	TLOT 2023-A A3 DTD 04/18/2023 4.930% 04/20/2026	89239MAC1	14,000,000.00	0.00	57,516.66	57,516.66			
04/20/24	04/20/24	VZMT 2024-1 A1A MTGE DTD 01/18/2024 5.000% 12/20/2028	92348KCL5	17,000,000.00	0.00	70,833.34	70,833.34			
04/20/24	04/20/24	TLOT 2023-A A2 DTD 04/18/2023 5.300% 08/20/2025	89239MAB3	3,612,907.61	0.00	15,957.01	15,957.01			
04/21/24	04/21/24	HAROT 2023-4 A2 DTD 11/08/2023 5.870% 06/22/2026	438123AB7	6,000,000.00	0.00	29,350.00	29,350.00			
04/21/24	04/21/24	HAROT 2023-4 A3 DTD 11/08/2023 5.670% 06/21/2028	438123AC5	2,250,000.00	0.00	10,631.25	10,631.25			
04/21/24	04/21/24	HAROT 2023-1 A3 DTD 02/24/2023 5.040% 04/21/2027	43815JAC7	6,500,000.00	0.00	27,300.00	27,300.00			
04/21/24	04/21/24	HAROT 2023-1 A2 DTD 02/24/2023 5.220% 10/21/2025	43815JAB9	3,418,880.12	0.00	14,872.13	14,872.13			
04/21/24	04/21/24	HAROT 2021-4 A3 DTD 11/24/2021 0.880% 01/21/2026	43815GAC3	4,210,950.34	0.00	3,088.03	3,088.03			
04/22/24	04/22/24	FANNIE MAE NOTES DTD 04/24/2020 0.625% 04/22/2025	3135G03U5	50,000,000.00	0.00	156,250.00	156,250.00			
04/25/24	04/25/24	BMWLT 2024-1 A3 DTD 02/14/2024 4.980% 03/25/2027	05611UAD5	16,000,000.00	0.00	66,400.00	66,400.00			
04/25/24	04/25/24	BMWLT 2023-2 A3 DTD 10/11/2023 5.990% 09/25/2026	055979AC2	3,000,000.00	0.00	14,975.00	14,975.00			
04/25/24	04/25/24	BMWLT 2023-1 A3 DTD 02/15/2023 5.160% 11/25/2025	05593AAC3	6,150,000.00	0.00	26,445.00	26,445.00			
04/25/24	04/25/24	BANK OF NY MELLON CORP FLT NOTES (CALLAB DTD 10/25/2021 5.522% 10/25/2024	06406RAY3	50,000,000.00	0.00	701,235.90	701,235.90			
04/25/24	04/25/24	BANK OF NY MELLON CORP (CALLABLE) CORPOR DTD 10/25/2021 0.850% 10/25/2024	06406RAX5	50,000,000.00	0.00	212,500.00	212,500.00			

**Managed Account Security Transactions & Interest**

For the Month Ending **April 30, 2024**

**SAN BERNARDINO COUNTY - 76990800**

Transaction Type		Security Description	CUSIP	Par	Principal Proceeds	Accrued Interest	Total	Realized G/L Cost	Realized G/L Amort Cost	Sale Method
Trade	Settle									
<b>INTEREST</b>										
04/25/24	04/25/24	BMWOT 2023-A A2A DTD 07/18/2023 5.720% 04/27/2026	05592XAB6	2,545,900.39	0.00	12,135.46	12,135.46			
04/25/24	04/25/24	BMWLT 2024-1 A2A DTD 02/14/2024 5.100% 07/27/2026	05611UAB9	6,500,000.00	0.00	27,625.00	27,625.00			
04/25/24	04/25/24	BMWLT 2023-2 A2 DTD 10/11/2023 5.950% 08/25/2025	055979AB4	3,181,845.89	0.00	15,776.65	15,776.65			
04/25/24	04/25/24	BMWLT 2023-1 A2 DTD 02/15/2023 5.270% 02/25/2025	05593AAB5	1,119,088.51	0.00	4,914.67	4,914.67			
04/25/24	04/25/24	BMWOT 2023-A A3 DTD 07/18/2023 5.470% 02/25/2028	05592XAD2	3,000,000.00	0.00	13,675.00	13,675.00			
04/25/24	04/25/24	BMWOT 2022-A A3 DTD 05/18/2022 3.210% 08/25/2026	05602RAD3	11,119,573.35	0.00	29,744.86	29,744.86			
04/25/24	04/25/24	BANK OF NY MELLON CORP (CALLABLE) CORP N DTD 04/26/2022 3.350% 04/25/2025	06406RBC0	50,000,000.00	0.00	837,500.00	837,500.00			
04/26/24	04/26/24	FEDERAL HOME LOAN BANK NOTES (CALLABLE) DTD 10/26/2021 1.250% 10/26/2026	3130APJ55	83,710,000.00	0.00	523,187.50	523,187.50			
04/30/24	04/30/24	MORGAN STANLEY LIQ GOVT-INST FUND	61747C707	0.00	0.00	4,281.88	4,281.88			
04/30/24	04/30/24	FIDELITY GOV'T MM FUND 2642	31607A703	0.00	0.00	1,516,809.53	1,516,809.53			
04/30/24	04/30/24	FEDERATED GOVT OBLIGATIONS FUND	608919718	0.00	0.00	632,341.63	632,341.63			
04/30/24	04/30/24	NORTHERN TRUST INST GOVT SELECT 848	665278701	0.00	0.00	4,254.97	4,254.97			
04/30/24	04/30/24	INVESTMENT TRUST OF CALIFORNIA	CALTRUST3	0.00	0.00	44,318.51	44,318.51			
04/30/24	04/30/24	STONECASTLE FICA	FICAMF003	0.00	0.00	93.84	93.84			
04/30/24	04/30/24	CALIFORNIA ASSET MANAGEMENT PROGRAM	CAMPMF025	0.00	0.00	2,707,875.26	2,707,875.26			
04/30/24	04/30/24	US TREASURY NOTES DTD 10/31/2020 0.250% 10/31/2025	91282CAT8	100,000,000.00	0.00	125,000.00	125,000.00			
<b>Transaction Type Sub-Total</b>				<b>4,994,237,891.24</b>	<b>0.00</b>	<b>26,204,014.10</b>	<b>26,204,014.10</b>			

**MATURITY**

**Managed Account Security Transactions & Interest**

For the Month Ending **April 30, 2024**

**SAN BERNARDINO COUNTY - 76990800**

Transaction Type		Security Description	CUSIP	Par	Principal Proceeds	Accrued Interest	Total	Realized G/L Cost	Realized G/L Amort Cost	Sale Method
Trade	Settle									
<b>MATURITY</b>										
04/01/24	04/01/24	MICROSOFT CORP COMM PAPER DTD 12/06/2023 0.000% 04/01/2024	59515MD10	50,000,000.00	50,000,000.00	0.00	50,000,000.00	867,750.00	0.00	
04/04/24	04/04/24	CANTOR FITZGERALD REPO AGRMT DTD 03/28/2024 5.290% 04/04/2024	RE1361758	100,000,000.00	100,000,000.00	102,861.11	100,102,861.11	0.00	0.00	
04/11/24	04/11/24	CANTOR FITZGERALD REPO AGRMT DTD 04/04/2024 5.280% 04/11/2024	RE1361766	100,000,000.00	100,000,000.00	102,666.67	100,102,666.67	0.00	0.00	
04/13/24	04/13/24	AMAZON.COM INC CORPORATE NOTES DTD 04/13/2022 2.730% 04/13/2024	023135CD6	50,000,000.00	50,000,000.00	682,500.00	50,682,500.00	0.00	0.00	
04/18/24	04/18/24	MICROSOFT CORP COMM PAPER DTD 11/27/2023 0.000% 04/18/2024	59515MDJ1	50,000,000.00	50,000,000.00	0.00	50,000,000.00	1,051,194.44	0.00	
04/18/24	04/18/24	CRC FUNDING LLC COMM PAPER DTD 11/30/2023 0.000% 04/18/2024	12619TDJ0	50,000,000.00	50,000,000.00	0.00	50,000,000.00	1,054,083.33	0.00	
04/18/24	04/18/24	METLIFE SHORT TERM FUND COMM PAPER DTD 12/08/2023 0.000% 04/18/2024	59157TDJ9	50,000,000.00	50,000,000.00	0.00	50,000,000.00	977,166.67	0.00	
04/18/24	04/18/24	CANTOR FITZGERALD REPO AGRMT DTD 04/11/2024 5.270% 04/18/2024	RE1361774	100,000,000.00	100,000,000.00	102,472.22	100,102,472.22	0.00	0.00	
04/18/24	04/18/24	CAFCO LLC COMM PAPER DTD 12/14/2023 0.000% 04/18/2024	1247P2DJ0	50,000,000.00	50,000,000.00	0.00	50,000,000.00	950,250.00	0.00	
04/25/24	04/25/24	CANTOR FITZGERALD REPO AGRMT DTD 04/18/2024 5.270% 04/25/2024	RE1361782	100,000,000.00	100,000,000.00	102,472.22	100,102,472.22	0.00	0.00	
04/26/24	04/26/24	BANK OF NY MELLON CORP NOTES (CALLABLE) DTD 04/26/2021 0.500% 04/26/2024	06406RAS6	35,000,000.00	35,000,000.00	87,500.00	35,087,500.00	37,450.00	0.00	
04/29/24	04/29/24	NATIXIS NY BRANCH COMM PAPER DTD 11/08/2023 0.000% 04/29/2024	63873JDV9	100,000,000.00	100,000,000.00	0.00	100,000,000.00	44,166.67	0.00	
04/29/24	04/29/24	FHLMC (CALLABLE) NOTES DTD 04/29/2020 0.570% 04/29/2024	3134GVPP7	25,000,000.00	25,000,000.00	71,250.00	25,071,250.00	0.00	0.00	
04/29/24	04/29/24	COOPERATIEVE RABOBANK UA COMM PAPER DTD 04/26/2024 0.000% 04/29/2024	21687ADV2	200,000,000.00	200,000,000.00	0.00	200,000,000.00	88,333.33	0.00	
04/29/24	04/29/24	BNP PARIBAS NY BRANCH COMM PAPER DTD 08/03/2023 0.000% 04/29/2024	09659BDV9	68,000,000.00	68,000,000.00	0.00	68,000,000.00	29,976.66	0.00	

**Managed Account Security Transactions & Interest**

For the Month Ending **April 30, 2024**

**SAN BERNARDINO COUNTY - 76990800**

Transaction Type	Trade	Settle	Security Description	CUSIP	Par	Principal Proceeds	Accrued Interest	Total	Realized G/L Cost	Realized G/L Amort Cost	Sale Method
<b>MATURITY</b>											
	04/30/24	04/30/24	CREDIT AGRICOLE CIB NY COMM PAPER DTD 08/04/2023 0.000% 04/30/2024	22533TDW3	112,000,000.00	112,000,000.00	0.00	112,000,000.00	16,457.77	0.00	
	04/30/24	04/30/24	COOPERATIEVE RABOBANK UA COMM PAPER DTD 04/29/2024 0.000% 04/30/2024	21687ADW0	200,000,000.00	200,000,000.00	0.00	200,000,000.00	29,444.44	0.00	
	04/30/24	04/30/24	NATIXIS NY BRANCH COMM PAPER DTD 09/06/2019 0.000% 04/30/2024	63873JDW7	100,000,000.00	100,000,000.00	0.00	100,000,000.00	14,722.22	0.00	

<b>Transaction Type Sub-Total</b>					<b>1,540,000,000.00</b>	<b>1,540,000,000.00</b>	<b>1,251,722.22</b>	<b>1,541,251,722.22</b>	<b>5,160,995.53</b>	<b>0.00</b>	
-----------------------------------	--	--	--	--	-------------------------	-------------------------	---------------------	-------------------------	---------------------	-------------	--

<b>PAYDOWNS</b>											
	04/01/24	04/01/24	HART 2021-C A3 DTD 11/17/2021 0.740% 05/15/2026	44935FAD6	297,928.52	297,928.52	0.00	297,928.52	66.50	0.00	
	04/01/24	04/01/24	TAOT 2021-D A3 DTD 11/15/2021 0.710% 04/15/2026	89238JAC9	342,513.99	342,513.99	0.00	342,513.99	7.30	0.00	
	04/01/24	04/01/24	TAOT 2021-B A3 DTD 06/14/2021 0.260% 11/17/2025	89190GAC1	1,530,645.67	1,530,645.67	0.00	1,530,645.67	164.85	0.00	
	04/01/24	04/01/24	HAROT 2021-2 A3 DTD 05/26/2021 0.330% 08/15/2025	43811JAC1	739,345.16	739,345.16	0.00	739,345.16	28.84	0.00	
	04/01/24	04/01/24	TAOT 2022-A A3 DTD 01/31/2022 1.230% 06/15/2026	89239KAC5	227,042.38	227,042.38	0.00	227,042.38	38.60	0.00	
	04/01/24	04/01/24	MBART 2021-1 A3 DTD 09/22/2021 0.460% 06/15/2026	58772WAC7	832,800.13	832,800.13	0.00	832,800.13	108.93	0.00	
	04/01/24	04/01/24	TAOT 2021-C A3 DTD 09/27/2021 0.430% 01/15/2026	89239BAC5	557,019.30	557,019.30	0.00	557,019.30	44.39	0.00	
	04/01/24	04/01/24	HAROT 2021-4 A3 DTD 11/24/2021 0.880% 01/21/2026	43815GAC3	379,433.59	379,433.59	0.00	379,433.59	79.98	0.00	
	04/01/24	04/01/24	JDOT 2022-A A3 DTD 03/16/2022 2.320% 09/16/2026	47787JAC2	363,325.05	363,325.05	0.00	363,325.05	80.37	0.00	
	04/01/24	04/01/24	JDOT 2021-B A3 DTD 07/21/2021 0.520% 03/16/2026	47789OAC4	634,802.59	634,802.59	0.00	634,802.59	56.62	0.00	
	04/01/24	04/01/24	HAROT 2021-2 A3 DTD 05/26/2021 0.330% 08/15/2025	43811JAC1	389,129.03	389,129.03	0.00	389,129.03	4,712.11	0.00	

**Managed Account Security Transactions & Interest**

For the Month Ending **April 30, 2024**

**SAN BERNARDINO COUNTY - 76990800**

Transaction Type		Security Description	CUSIP	Par	Principal Proceeds	Accrued Interest	Total	Realized G/L Cost	Realized G/L Amort Cost	Sale Method
Trade	Settle									
<b>PAYDOWNS</b>										
04/01/24	04/01/24	HART 2021-B A3 DTD 07/28/2021 0.380% 01/15/2026	44934KAC8	816,141.19	816,141.19	0.00	816,141.19	180.12	0.00	
04/01/24	04/25/24	FHMS K733 A2 DTD 11/09/2018 3.750% 08/01/2025	3137FJXO7	1,425.97	1,425.97	0.00	1,425.97	(122.04)	0.00	
04/01/24	04/25/24	FRESB 2022-SB103 A5F DTD 10/01/2022 2.080% 06/01/2027	30329MAA0	10,438.48	10,438.48	0.00	10,438.48	1,086.78	0.00	
04/01/24	04/25/24	FHMS K039 A2 DTD 09/01/2014 3.303% 07/01/2024	3137BDCW4	1,659,893.25	1,659,893.25	0.00	1,659,893.25	9,401.74	0.00	
04/01/24	04/25/24	FHMS K047 A2 DTD 07/30/2015 3.329% 05/01/2025	3137BKRJ1	45,666.75	45,666.75	0.00	45,666.75	(431.69)	0.00	
04/01/24	04/25/24	FHLMC SERIES K049 A2 DTD 10/01/2015 3.010% 07/01/2025	3137BLMZ8	3,050.20	3,050.20	0.00	3,050.20	(7.39)	0.00	
04/01/24	04/25/24	FRESB 2022-SB104 A5F DTD 11/01/2022 2.600% 09/01/2027	30329OAA1	29,493.54	29,493.54	0.00	29,493.54	2,570.72	0.00	
04/01/24	04/25/24	FHMS KJ34 A1 DTD 07/01/2021 0.681% 06/01/2026	3137H1LS3	16,326.56	16,326.56	0.00	16,326.56	0.20	0.00	
04/01/24	04/25/24	FRESB 2023-SB108 A5F DTD 08/01/2023 4.250% 06/01/2028	30333AAA0	5,718.15	5,718.15	0.00	5,718.15	123.24	0.00	
04/01/24	04/25/24	FHMS KJ21 A2 DTD 09/01/2018 3.700% 09/01/2026	3137FHGE7	330,246.60	330,246.60	0.00	330,246.60	6,656.53	0.00	
04/01/24	04/25/24	FHMS KJ39 A1 DTD 04/01/2022 2.750% 04/01/2027	3137H73W1	71,546.48	71,546.48	0.00	71,546.48	11.81	0.00	
04/01/24	04/25/24	FHMS K046 A2 DTD 06/17/2015 3.205% 03/01/2025	3137BJP64	69,081.50	69,081.50	0.00	69,081.50	2,247.85	0.00	
04/01/24	04/25/24	FRESB 2023-SB106 A5F DTD 06/01/2023 3.960% 05/01/2028	35802AAE3	7,019.71	7,019.71	0.00	7,019.71	207.15	0.00	
04/01/24	04/25/24	FRESB 2021-SB83 DTD 02/01/2021 0.670% 01/01/2026	30318NAA1	5,666.83	5,666.83	0.00	5,666.83	(26.61)	0.00	
04/01/24	04/25/24	FRESB 2023-SB111 A5F DTD 11/01/2023 4.710% 09/01/2028	30334CAA5	1,295.63	1,295.63	0.00	1,295.63	29.01	0.00	
04/01/24	04/25/24	FRESB 2023-SB110 A5F DTD 10/01/2023 4.580% 08/01/2028	30333HAA5	1,558.39	1,558.39	0.00	1,558.39	61.34	0.00	
04/01/24	04/25/24	FHMS K729 A2 DTD 12/01/2017 3.136% 10/01/2024	3137FCM43	21,219.17	21,219.17	0.00	21,219.17	(1,889.83)	0.00	

**Managed Account Security Transactions & Interest**

For the Month Ending **April 30, 2024**

**SAN BERNARDINO COUNTY - 76990800**

Transaction Type		Security Description	CUSIP	Par	Principal Proceeds	Accrued Interest	Total	Realized G/L Cost	Realized G/L Amort Cost	Sale Method
Trade	Settle									
<b>PAYDOWNS</b>										
04/01/24	04/25/24	FHMS KJ36 A1 DTD 12/01/2021 1.298% 12/01/2026	3137H4RZ5	115,313.02	115,313.02	0.00	115,313.02	0.46	0.00	
04/01/24	04/25/24	FRESB 2021-SB82 A5 DTD 01/01/2021 0.670% 11/01/2025	30318CAA5	3,989.90	3,989.90	0.00	3,989.90	(19.57)	0.00	
04/01/24	04/25/24	FRESB 2024-SB112 A7F DTD 01/01/2024 4.960% 12/01/2030	30334WAC7	1,213.29	1,213.29	0.00	1,213.29	(5.99)	0.00	
04/01/24	04/25/24	FRESB 2023-SB107 A5F DTD 07/01/2023 4.090% 05/01/2028	30332EAA3	3,141.10	3,141.10	0.00	3,141.10	68.29	0.00	
04/01/24	04/25/24	FRESB 2024-SB112 A5F DTD 01/01/2024 4.740% 12/01/2028	30334WAA1	268.39	268.39	0.00	268.39	(0.27)	0.00	
04/01/24	04/25/24	FRESB 2022-SB97 DTD 04/01/2022 1.780% 02/01/2027	30311SAA7	31,931.97	31,931.97	0.00	31,931.97	1,265.53	0.00	
04/01/24	04/25/24	FHMS KJ47 A1 DTD 09/01/2023 5.272% 08/01/2028	3137HAMN3	12,764.40	12,764.40	0.00	12,764.40	0.06	0.00	
04/01/24	04/25/24	FRESB 2023-SB109 A5F DTD 09/01/2023 4.390% 08/01/2028	30333MAA4	1,756.13	1,756.13	0.00	1,756.13	47.85	0.00	
04/01/24	04/25/24	FHMS K045 A2 DTD 05/01/2015 3.023% 01/01/2025	3137BHXJ1	39,340.75	39,340.75	0.00	39,340.75	(3,880.29)	0.00	
04/01/24	04/25/24	FRESB 2021-SB82 A5 DTD 01/01/2021 0.670% 11/01/2025	30318CAA5	1,709.96	1,709.96	0.00	1,709.96	(8.38)	0.00	
04/01/24	04/25/24	FRESB 2023-SB105 A5 DTD 05/01/2023 3.740% 04/01/2028	30332AAA1	22,899.80	22,899.80	0.00	22,899.80	572.01	0.00	
04/15/24	04/15/24	TAOT 2022-B A3 DTD 04/13/2022 2.930% 09/15/2026	89238FAD5	672,101.11	672,101.11	0.00	672,101.11	15.73	0.00	
04/15/24	04/15/24	HART 2023-B A2A DTD 07/19/2023 5.770% 05/15/2026	44933XAB3	382,735.05	382,735.05	0.00	382,735.05	7.54	0.00	
04/15/24	04/15/24	TAOT 2022-D A2A DTD 11/08/2022 5.270% 01/15/2026	89239HAB4	1,409,886.14	1,409,886.14	0.00	1,409,886.14	15.65	0.00	
04/15/24	04/15/24	TAOT 2023-C A2A DTD 08/15/2023 5.600% 08/17/2026	89231FAB6	214,656.82	214,656.82	0.00	214,656.82	13.12	0.00	
04/15/24	04/15/24	HART 2022-B A3 DTD 07/20/2022 3.720% 11/16/2026	44918MAD2	71,924.74	71,924.74	0.00	71,924.74	0.03	0.00	
04/15/24	04/15/24	MBART 2023-1 A2 DTD 01/25/2023 5.090% 01/15/2026	58770AAB9	217,502.42	217,502.42	0.00	217,502.42	7.50	0.00	

**Managed Account Security Transactions & Interest**

For the Month Ending **April 30, 2024**

**SAN BERNARDINO COUNTY - 76990800**

Transaction Type		Security Description	CUSIP	Par	Principal Proceeds	Accrued Interest	Total	Realized G/L Cost	Realized G/L Amort Cost	Sale Method
Trade	Settle									
<b>PAYDOWNS</b>										
04/15/24	04/15/24	HAROT 2023-2 A2 DTD 05/30/2023 5.410% 04/15/2026	437927AB2	399,378.83	399,378.83	0.00	399,378.83	23.92	0.00	
04/15/24	04/15/24	JDOT 2022-B A2 DTD 07/20/2022 3.730% 06/16/2025	47800AAB6	689,932.03	689,932.03	0.00	689,932.03	73.07	0.00	
04/15/24	04/15/24	HART 2023-A A2A DTD 04/12/2023 5.190% 12/15/2025	448979AB0	951,132.82	951,132.82	0.00	951,132.82	54.98	0.00	
04/15/24	04/15/24	HART 2022-B A2A DTD 07/20/2022 3.640% 05/15/2025	44918MAB6	586,786.23	586,786.23	0.00	586,786.23	29.75	0.00	
04/15/24	04/15/24	MBALT 2023-A A2 DTD 05/24/2023 5.240% 11/17/2025	58768RAB6	1,632,702.36	1,632,702.36	0.00	1,632,702.36	19.10	0.00	
04/15/24	04/15/24	HART 2022-C A2A DTD 11/09/2022 5.350% 11/17/2025	44933DAB7	2,510,071.84	2,510,071.84	0.00	2,510,071.84	155.37	0.00	
04/15/24	04/15/24	JDOT 2023-A A2 DTD 03/02/2023 5.280% 03/16/2026	47800CAB2	1,360,156.03	1,360,156.03	0.00	1,360,156.03	47.74	0.00	
04/15/24	04/15/24	JDOT 2023-B A2 DTD 06/28/2023 5.590% 06/15/2026	477920AB8	482,253.42	482,253.42	0.00	482,253.42	28.50	0.00	
04/15/24	04/15/24	JDOT 2022-C A2 DTD 10/19/2022 4.980% 08/15/2025	47800BAB4	2,233,197.39	2,233,197.39	0.00	2,233,197.39	79.95	0.00	
04/15/24	04/15/24	TAOT 2023-B A2A DTD 05/23/2023 5.280% 05/15/2026	891941AB2	402,723.45	402,723.45	0.00	402,723.45	9.30	0.00	
04/15/24	04/15/24	TAOT 2023-A A2 DTD 01/30/2023 5.050% 01/15/2026	891940AB4	457,247.36	457,247.36	0.00	457,247.36	18.47	0.00	
04/15/24	04/15/24	MBART 2022-1 A2 DTD 11/22/2022 5.260% 10/15/2025	58768PAB0	766,950.77	766,950.77	0.00	766,950.77	49.00	0.00	
04/16/24	04/16/24	GMCAR 2023-3 A2A DTD 07/19/2023 5.740% 09/16/2026	36267KAB3	156,785.91	156,785.91	0.00	156,785.91	2.84	0.00	
04/16/24	04/16/24	GMCAR 2023-4 A2A DTD 10/11/2023 5.890% 11/16/2026	379930AB6	183,047.54	183,047.54	0.00	183,047.54	17.44	0.00	
04/18/24	04/18/24	HAROT 2023-3 A2 DTD 08/22/2023 5.710% 03/18/2026	43815OAB3	598,859.49	598,859.49	0.00	598,859.49	56.71	0.00	
04/20/24	04/20/24	TLOT 2023-A A2 DTD 04/18/2023 5.300% 08/20/2025	89239MAB3	422,707.66	422,707.66	0.00	422,707.66	16.40	0.00	
04/21/24	04/21/24	HAROT 2023-1 A2 DTD 02/24/2023 5.220% 10/21/2025	43815JAB9	456,727.96	456,727.96	0.00	456,727.96	27.45	0.00	

**Managed Account Security Transactions & Interest**

For the Month Ending **April 30, 2024**

**SAN BERNARDINO COUNTY - 76990800**

Transaction Type		Security Description	CUSIP	Par	Principal Proceeds	Accrued Interest	Total	Realized G/L Cost	Realized G/L Amort Cost	Sale Method
Trade	Settle									
<b>PAYDOWNS</b>										
04/25/24	04/25/24	BMWLT 2023-2 A2 DTD 10/11/2023 5.950% 08/25/2025	055979AB4	361,787.52	361,787.52	0.00	361,787.52	20.22	0.00	
04/25/24	04/25/24	BMWOT 2023-A A2A DTD 07/18/2023 5.720% 04/27/2026	05592XAB6	249,949.19	249,949.19	0.00	249,949.19	11.30	0.00	
04/25/24	04/25/24	BMWLT 2023-1 A2 DTD 02/15/2023 5.270% 02/25/2025	05593AAB5	566,656.61	566,656.61	0.00	566,656.61	37.63	0.00	
04/25/24	04/25/24	BMWOT 2022-A A3 DTD 05/18/2022 3.210% 08/25/2026	05602RAD3	815,669.82	815,669.82	0.00	815,669.82	42.41	0.00	
<b>Transaction Type Sub-Total</b>				<b>28,877,633.03</b>	<b>28,877,633.03</b>	<b>0.00</b>	<b>28,877,633.03</b>	<b>24,408.24</b>	<b>0.00</b>	
<b>SELL</b>										
04/01/24	04/01/24	FEDERATED GOVT OBLIGATIONS FUND	608919718	6,000,000.00	6,000,000.00	0.00	6,000,000.00	0.00	0.00	FIFO
04/01/24	04/01/24	FEDERATED GOVT OBLIGATIONS FUND	608919718	94,000,000.00	94,000,000.00	0.00	94,000,000.00	0.00	0.00	FIFO
04/02/24	04/02/24	FEDERATED GOVT OBLIGATIONS FUND	608919718	100,000,000.00	100,000,000.00	0.00	100,000,000.00	0.00	0.00	FIFO
04/02/24	04/02/24	FIDELITY GOV'T MM FUND 2642	31607A703	108,000,000.00	108,000,000.00	0.00	108,000,000.00	0.00	0.00	FIFO
04/02/24	04/02/24	FIDELITY GOV'T MM FUND 2642	31607A703	5,000,000.00	5,000,000.00	0.00	5,000,000.00	0.00	0.00	FIFO
04/08/24	04/08/24	FIDELITY GOV'T MM FUND 2642	31607A703	15,000,000.00	15,000,000.00	0.00	15,000,000.00	0.00	0.00	FIFO
04/08/24	04/08/24	FIDELITY GOV'T MM FUND 2642	31607A703	50,000,000.00	50,000,000.00	0.00	50,000,000.00	0.00	0.00	FIFO
04/08/24	04/08/24	FIDELITY GOV'T MM FUND 2642	31607A703	110,000,000.00	110,000,000.00	0.00	110,000,000.00	0.00	0.00	FIFO
04/09/24	04/09/24	FEDERATED GOVT OBLIGATIONS FUND	608919718	73,000,000.00	73,000,000.00	0.00	73,000,000.00	0.00	0.00	FIFO
04/09/24	04/09/24	FEDERATED GOVT OBLIGATIONS FUND	608919718	2,000,000.00	2,000,000.00	0.00	2,000,000.00	0.00	0.00	FIFO
04/11/24	04/11/24	FEDERATED GOVT OBLIGATIONS FUND	608919718	41,000,000.00	41,000,000.00	0.00	41,000,000.00	0.00	0.00	FIFO
04/11/24	04/11/24	FEDERATED GOVT OBLIGATIONS FUND	608919718	37,000,000.00	37,000,000.00	0.00	37,000,000.00	0.00	0.00	FIFO
04/11/24	04/11/24	FEDERATED GOVT OBLIGATIONS FUND	608919718	92,000,000.00	92,000,000.00	0.00	92,000,000.00	0.00	0.00	FIFO
04/16/24	04/16/24	FIDELITY GOV'T MM FUND 2642	31607A703	50,000,000.00	50,000,000.00	0.00	50,000,000.00	0.00	0.00	FIFO
04/16/24	04/16/24	FIDELITY GOV'T MM FUND 2642	31607A703	17,000,000.00	17,000,000.00	0.00	17,000,000.00	0.00	0.00	FIFO
04/17/24	04/17/24	FIDELITY GOV'T MM FUND 2642	31607A703	130,000,000.00	130,000,000.00	0.00	130,000,000.00	0.00	0.00	FIFO
04/17/24	04/17/24	FIDELITY GOV'T MM FUND 2642	31607A703	90,000,000.00	90,000,000.00	0.00	90,000,000.00	0.00	0.00	FIFO
04/18/24	04/18/24	FEDERATED GOVT OBLIGATIONS FUND	608919718	130,000,000.00	130,000,000.00	0.00	130,000,000.00	0.00	0.00	FIFO
04/19/24	04/19/24	FEDERATED GOVT OBLIGATIONS FUND	608919718	75,000,000.00	75,000,000.00	0.00	75,000,000.00	0.00	0.00	FIFO
04/22/24	04/22/24	FIDELITY GOV'T MM FUND 2642	31607A703	170,000,000.00	170,000,000.00	0.00	170,000,000.00	0.00	0.00	FIFO
04/22/24	04/22/24	FIDELITY GOV'T MM FUND 2642	31607A703	30,000,000.00	30,000,000.00	0.00	30,000,000.00	0.00	0.00	FIFO
04/23/24	04/23/24	FEDERATED GOVT OBLIGATIONS FUND	608919718	41,000,000.00	41,000,000.00	0.00	41,000,000.00	0.00	0.00	FIFO
04/23/24	04/23/24	FEDERATED GOVT OBLIGATIONS FUND	608919718	19,000,000.00	19,000,000.00	0.00	19,000,000.00	0.00	0.00	FIFO



**Managed Account Security Transactions & Interest**

For the Month Ending **April 30, 2024**

**SAN BERNARDINO COUNTY - 76990800**

Transaction Type		Security Description	CUSIP	Par	Principal Proceeds	Accrued Interest	Total	Realized G/L Cost	Realized G/L Amort Cost	Sale Method
Trade	Settle									
<b>Transaction Type Sub-Total</b>				<b>1,485,000,000.00</b>	<b>1,485,000,000.00</b>	<b>0.00</b>	<b>1,485,000,000.00</b>	<b>0.00</b>	<b>0.00</b>	
<b>Managed Account Sub-Total</b>					<b>(1,267,675,342.27)</b>	<b>25,752,188.53</b>	<b>(1,241,923,153.74)</b>	<b>5,185,403.77</b>	<b>0.00</b>	
<b>Total Security Transactions</b>					<b>(\$1,267,675,342.27)</b>	<b>\$25,752,188.53</b>	<b>(\$1,241,923,153.74)</b>	<b>\$5,185,403.77</b>	<b>\$0.00</b>	